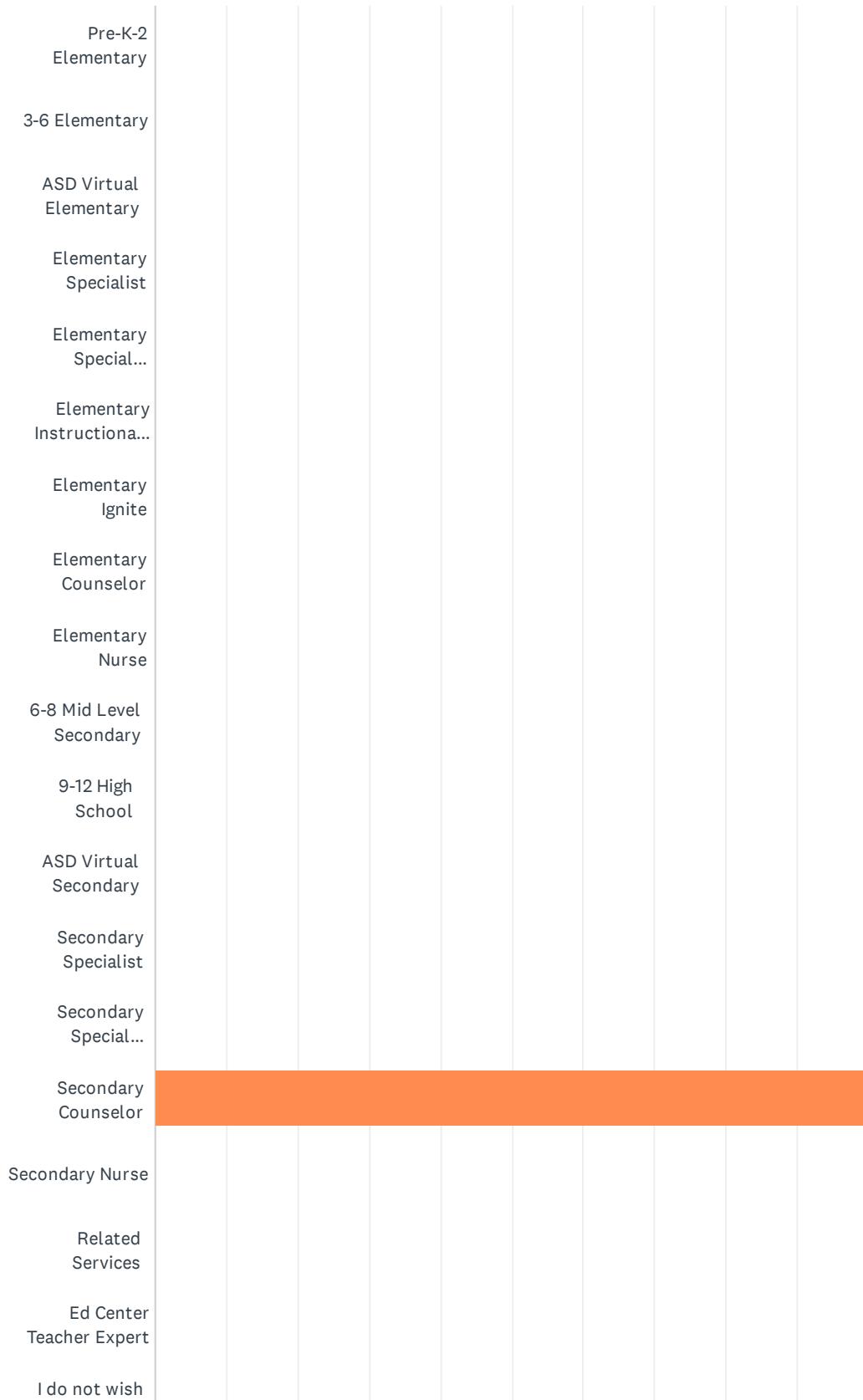
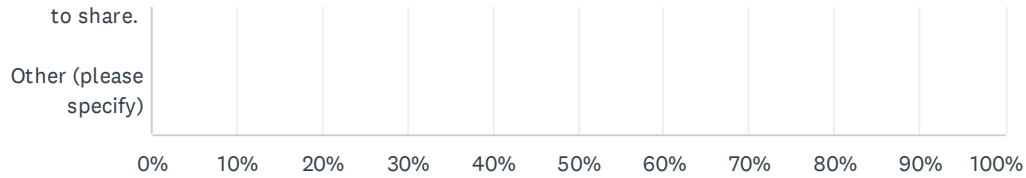


Q1 What is your position

Answered: 23 Skipped: 0



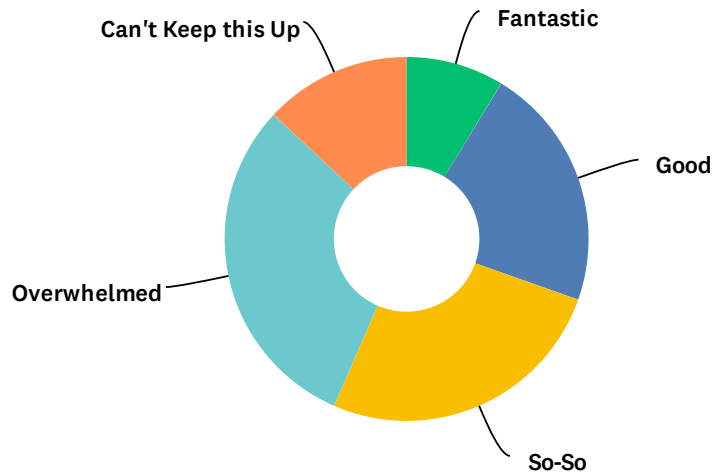
2023 End of the School Year Survey (From Your AEA Bargaining Team)



ANSWER CHOICES	RESPONSES	
Pre-K-2 Elementary	0.00%	0
3-6 Elementary	0.00%	0
ASD Virtual Elementary	0.00%	0
Elementary Specialist	0.00%	0
Elementary Special Education	0.00%	0
Elementary Instructional Coach	0.00%	0
Elementary Ignite	0.00%	0
Elementary Counselor	0.00%	0
Elementary Nurse	0.00%	0
6-8 Mid Level Secondary	0.00%	0
9-12 High School	0.00%	0
ASD Virtual Secondary	0.00%	0
Secondary Specialist	0.00%	0
Secondary Special Education	0.00%	0
Secondary Counselor	100.00%	23
Secondary Nurse	0.00%	0
Related Services	0.00%	0
Ed Center Teacher Expert	0.00%	0
I do not wish to share.	0.00%	0
Other (please specify)	0.00%	0
TOTAL		23

Q2 How did you feel about your workload this year?

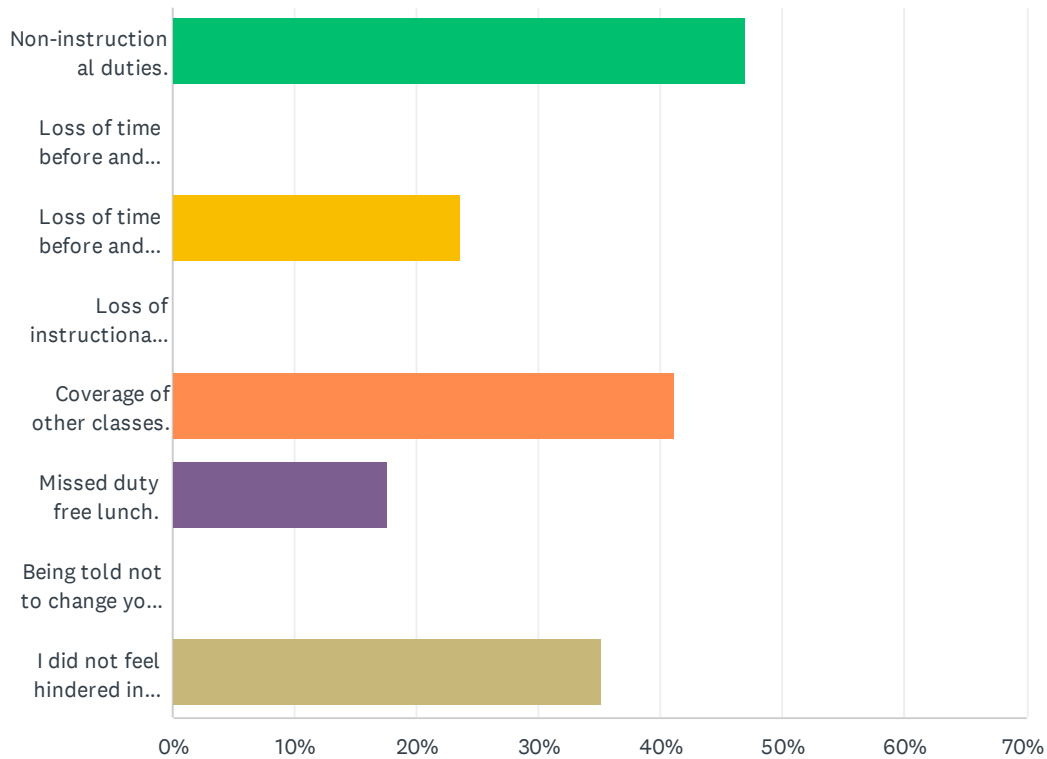
Answered: 23 Skipped: 0



ANSWER CHOICES	RESPONSES	
Fantastic	8.70%	2
Good	21.74%	5
So-So	26.09%	6
Overwhelmed	30.43%	7
Can't Keep this Up	13.04%	3
Other (please specify)	0.00%	0
TOTAL		23

Q3 Were there tasks/directives that hindered the instruction of your students this past year? Listed are some frequent concerns shared with AEA. Did any of these apply to you?

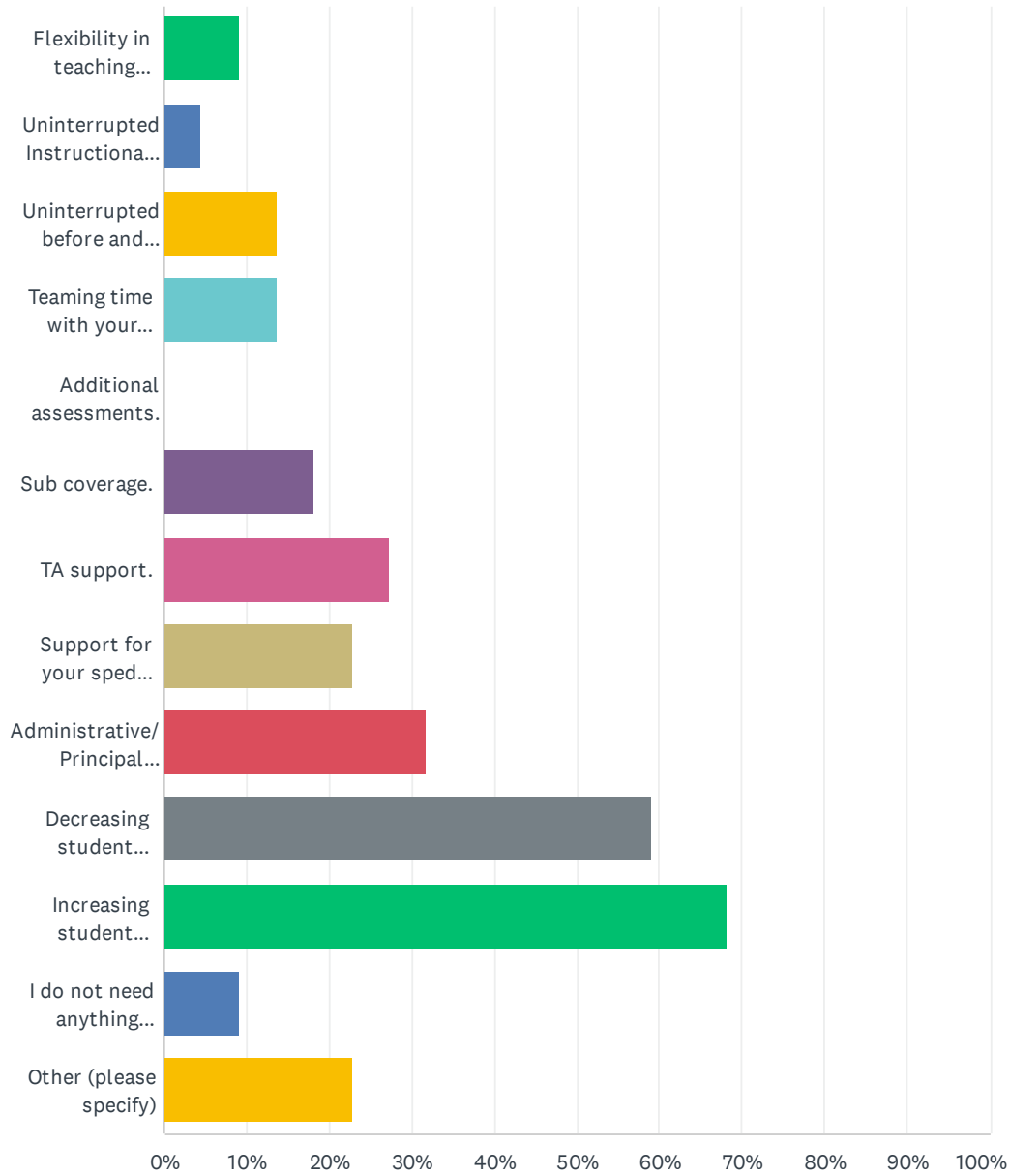
Answered: 17 Skipped: 6



ANSWER CHOICES	RESPONSES	
Non-instructional duties.	47.06%	8
Loss of time before and after school to other duties as assigned.	0.00%	0
Loss of time before and after school to meetings.	23.53%	4
Loss of instructional planning time.	0.00%	0
Coverage of other classes.	41.18%	7
Missed duty free lunch.	17.65%	3
Being told not to change your lessons to meet student needs.	0.00%	0
I did not feel hindered in these ways.	35.29%	6
Total Respondents: 17		

Q4 Would any of the items listed below help you better meet the needs of your students?

Answered: 22 Skipped: 1

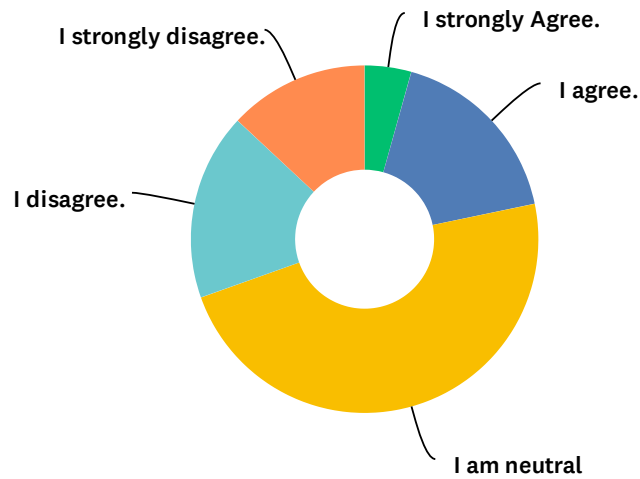


2023 End of the School Year Survey (From Your AEA Bargaining Team)

ANSWER CHOICES	RESPONSES	
Flexibility in teaching students and meeting their individual needs.	9.09%	2
Uninterrupted Instructional Planning Time	4.55%	1
Uninterrupted before and after school prep time. (Less non-instructional duties)	13.64%	3
Teaming time with your colleagues.	13.64%	3
Additional assessments.	0.00%	0
Sub coverage.	18.18%	4
TA support.	27.27%	6
Support for your sped students.	22.73%	5
Administrative/Principal support.	31.82%	7
Decreasing student behaviors that negative impact the learning environment and student outcomes.	59.09%	13
Increasing student attendance.	68.18%	15
I do not need anything additional.	9.09%	2
Other (please specify)	22.73%	5
Total Respondents: 22		

Q5 PLCs at my school are productive professional development time.

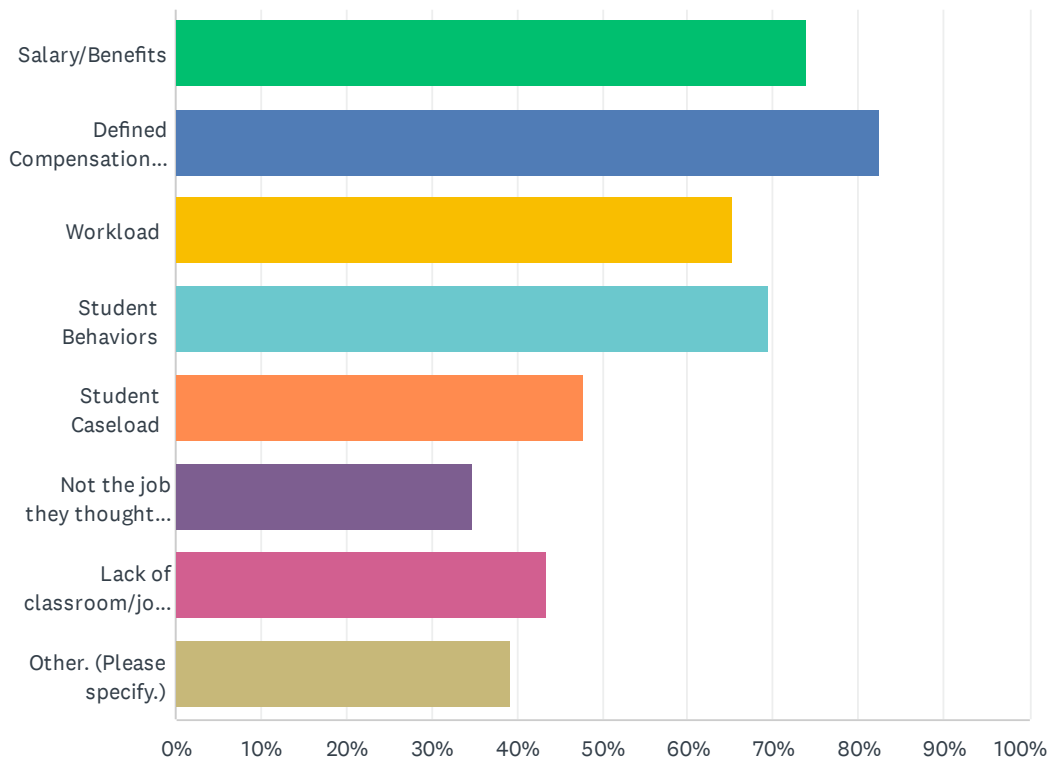
Answered: 23 Skipped: 0



ANSWER CHOICES	RESPONSES	
I strongly Agree.	4.35%	1
I agree.	17.39%	4
I am neutral	47.83%	11
I disagree.	17.39%	4
I strongly disagree.	13.04%	3
TOTAL		23

Q6 On average, 200-300 educators leave ASD every year, but upwards of 400 of our colleagues are leaving this school year. Why do you think so many are leaving the Anchorage School District?

Answered: 23 Skipped: 0



ANSWER CHOICES	RESPONSES	
Salary/Benefits	73.91%	17
Defined Compensation State Retirement	82.61%	19
Workload	65.22%	15
Student Behaviors	69.57%	16
Student Caseload	47.83%	11
Not the job they thought they signed up for.	34.78%	8
Lack of classroom/job autonomy.	43.48%	10
Other. (Please specify.)	39.13%	9
Total Respondents: 23		

Q7 What contract article(s) do you feel need better language to address a concern? (Be specific.)

Answered: 12 Skipped: 11

Q8 If you had the opportunity to have a one-on-one conversation with the AEA Bargaining Team, what would you share or ask for that would positively impact your job?

Answered: 17 Skipped: 6