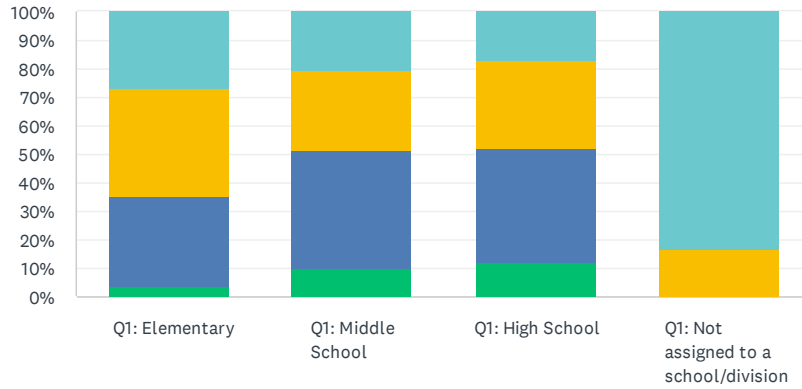


### Q3 PLC time/work has made me a better educator.

Answered: 1,340 Skipped: 9

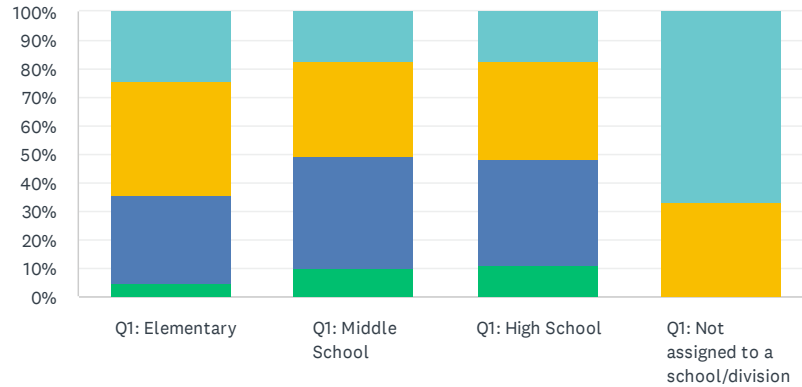


■ Strongly Ag... 
 ■ Agree 
 ■ Disagree 
 ■ Strongly Di...

	STRONGLY AGREE	AGREE	DISAGREE	STRONGLY DISAGREE	TOTAL
Q1: Elementary	3.70% 30	31.73% 257	37.90% 307	26.67% 216	60.45% 810
Q1: Middle School	10.19% 22	41.20% 89	28.24% 61	20.37% 44	16.12% 216
Q1: High School	12.02% 41	40.18% 137	31.09% 106	16.72% 57	25.45% 341
Q1: Not assigned to a school/division	0.00% 0	0.00% 0	16.67% 1	83.33% 5	0.45% 6
<b>Total Respondents</b>	<b>90</b>	<b>475</b>	<b>467</b>	<b>308</b>	<b>1,340</b>

### Q4 PLC time/work has benefited my students' outcomes.

Answered: 1,336 Skipped: 13

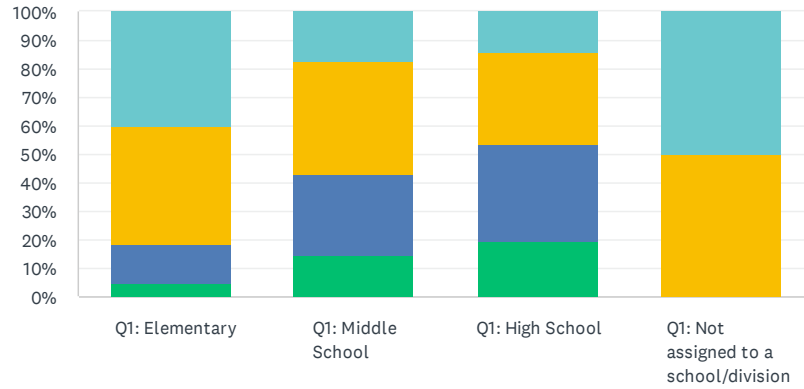


■ Strongly Ag... 
 ■ Agree 
 ■ Disagree 
 ■ Strongly Di...

	STRONGLY AGREE	AGREE	DISAGREE	STRONGLY DISAGREE	TOTAL
Q1: Elementary	4.83% 39	30.82% 249	40.10% 324	24.26% 196	60.48% 808
Q1: Middle School	10.14% 22	39.17% 85	33.18% 72	17.51% 38	16.24% 217
Q1: High School	11.24% 38	37.28% 126	34.02% 115	17.46% 59	25.30% 338
Q1: Not assigned to a school/division	0.00% 0	0.00% 0	33.33% 2	66.67% 4	0.45% 6
<b>Total Respondents</b>	<b>95</b>	<b>453</b>	<b>503</b>	<b>285</b>	<b>1,336</b>

### Q5 I had a choice regarding who was on my PLC team.

Answered: 1,342 Skipped: 7

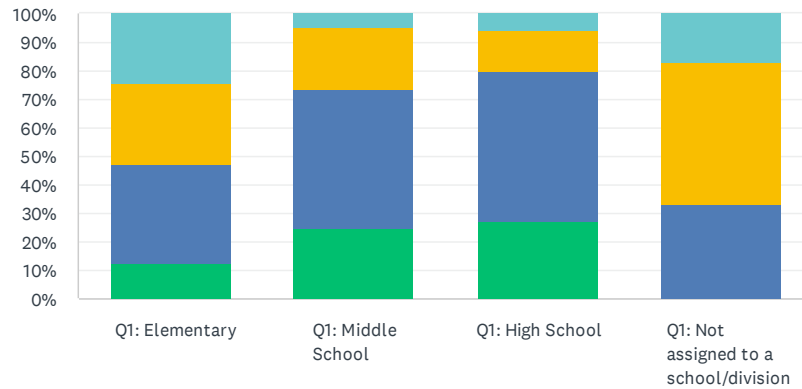


■ Strongly Ag... 
 ■ Agree 
 ■ Disagree 
 ■ Strongly Di...

	STRONGLY AGREE	AGREE	DISAGREE	STRONGLY DISAGREE	TOTAL
Q1: Elementary	4.69% 38	13.83% 112	41.48% 336	40.00% 324	60.36% 810
Q1: Middle School	14.81% 32	28.24% 61	39.35% 85	17.59% 38	16.10% 216
Q1: High School	19.30% 66	34.21% 117	32.46% 111	14.04% 48	25.48% 342
Q1: Not assigned to a school/division	0.00% 0	0.00% 0	50.00% 3	50.00% 3	0.45% 6
<b>Total Respondents</b>	<b>130</b>	<b>282</b>	<b>523</b>	<b>407</b>	<b>1,342</b>

### Q6 My team decided what kind of PLC work we participated in.

Answered: 1,341 Skipped: 8

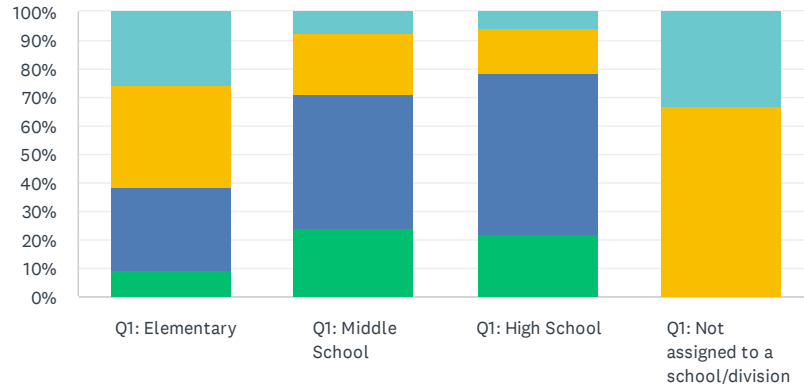


■ Strongly Ag... 
 ■ Agree 
 ■ Disagree 
 ■ Strongly Di...

	STRONGLY AGREE	AGREE	DISAGREE	STRONGLY DISAGREE	TOTAL
Q1: Elementary	12.72% 103	34.69% 281	28.52% 231	24.07% 195	60.40% 810
Q1: Middle School	25.00% 54	48.61% 105	21.76% 47	4.63% 10	16.11% 216
Q1: High School	27.19% 93	52.92% 181	14.04% 48	5.85% 20	25.50% 342
Q1: Not assigned to a school/division	0.00% 0	33.33% 2	50.00% 3	16.67% 1	0.45% 6
<b>Total Respondents</b>	<b>243</b>	<b>555</b>	<b>320</b>	<b>223</b>	<b>1,341</b>

Q7 PLC time/work/topics are driven by AEA educators.

Answered: 1,340 Skipped: 9

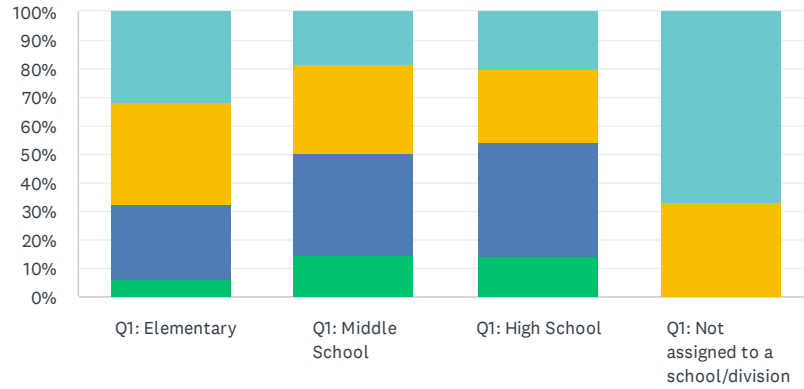


■ Strongly Ag... 
 ■ Agree 
 ■ Disagree 
 ■ Strongly Di...

	STRONGLY AGREE	AGREE	DISAGREE	STRONGLY DISAGREE	TOTAL
Q1: Elementary	9.26% 75	29.01% 235	36.17% 293	25.56% 207	60.45% 810
Q1: Middle School	24.07% 52	47.22% 102	21.30% 46	7.41% 16	16.12% 216
Q1: High School	22.29% 76	56.30% 192	15.84% 54	5.57% 19	25.45% 341
Q1: Not assigned to a school/division	0.00% 0	0.00% 0	66.67% 4	33.33% 2	0.45% 6
<b>Total Respondents</b>	<b>197</b>	<b>515</b>	<b>387</b>	<b>241</b>	<b>1,340</b>

Q8 Overall, PLC time/work has been a productive time.

Answered: 1,341 Skipped: 8



■ Strongly Ag... 
 ■ Agree 
 ■ Disagree 
 ■ Strongly Di...

	STRONGLY AGREE	AGREE	DISAGREE	STRONGLY DISAGREE	TOTAL
Q1: Elementary	6.17% 50	26.30% 213	35.93% 291	31.60% 256	60.40% 810
Q1: Middle School	14.81% 32	35.65% 77	31.02% 67	18.52% 40	16.11% 216
Q1: High School	14.04% 48	40.35% 138	25.44% 87	20.18% 69	25.50% 342
Q1: Not assigned to a school/division	0.00% 0	0.00% 0	33.33% 2	66.67% 4	0.45% 6
<b>Total Respondents</b>	<b>126</b>	<b>420</b>	<b>438</b>	<b>357</b>	<b>1,341</b>