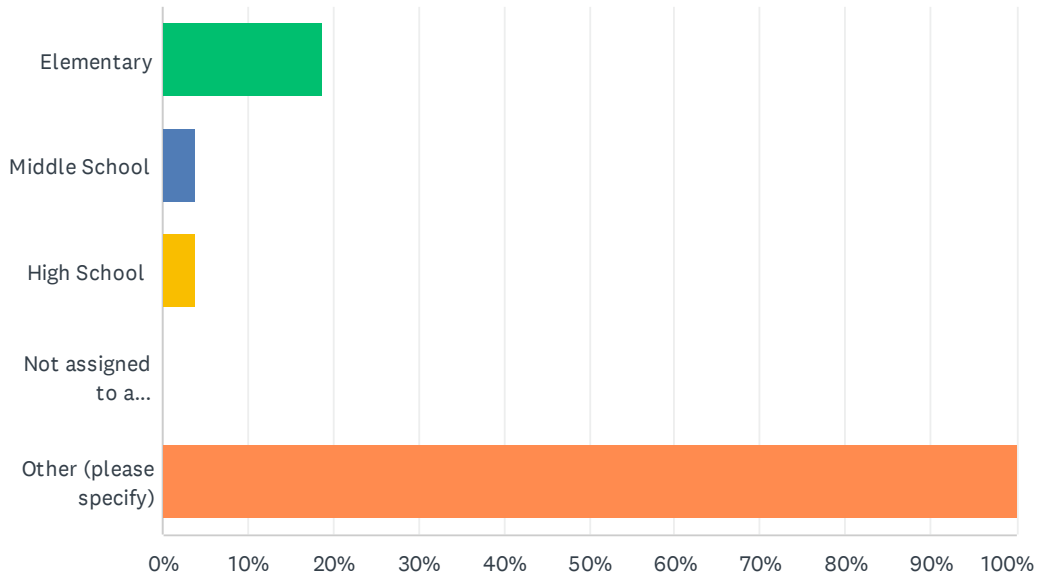


Q1 Please indicate which division you work.

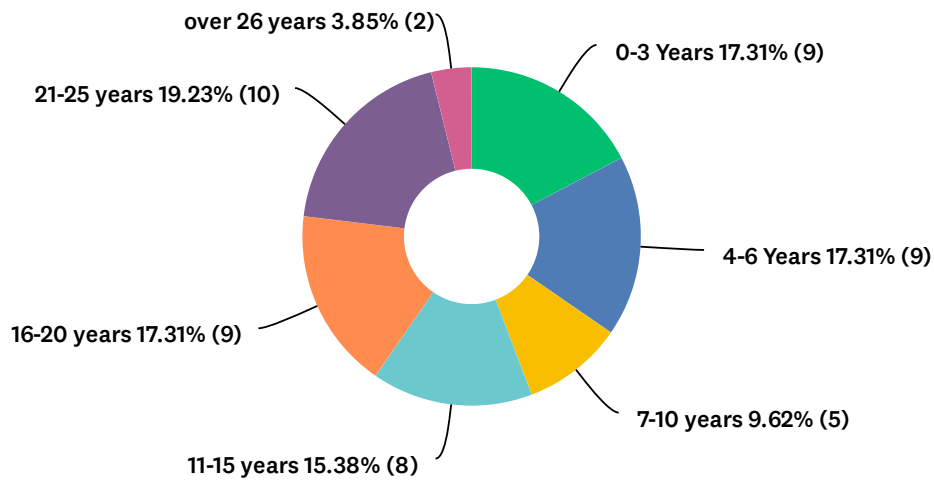
Answered: 53 Skipped: 0



ANSWER CHOICES	RESPONSES	
Elementary	18.87%	10
Middle School	3.77%	2
High School	3.77%	2
Not assigned to a school/division	0.00%	0
Other (please specify)	100.00%	53
Total Respondents: 53		

Q2 How long have you worked for ASD in any capacity?

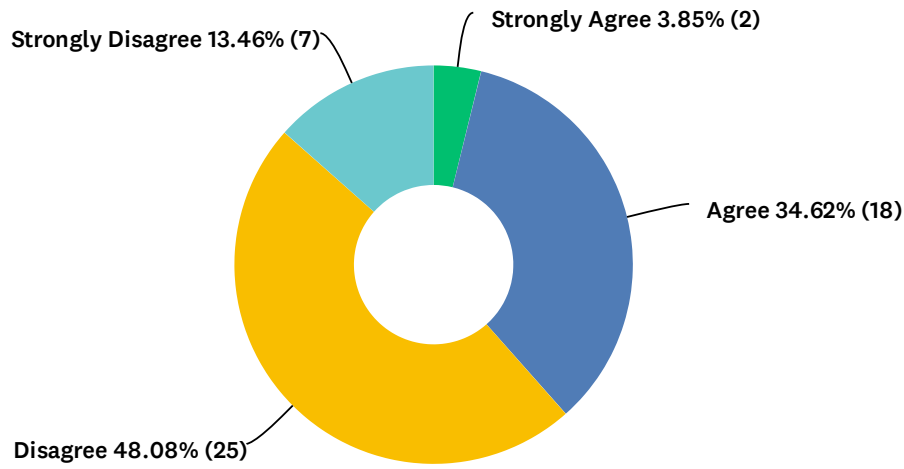
Answered: 52 Skipped: 1



ANSWER CHOICES	RESPONSES	
0-3 Years	17.31%	9
4-6 Years	17.31%	9
7-10 years	9.62%	5
11-15 years	15.38%	8
16-20 years	17.31%	9
21-25 years	19.23%	10
over 26 years	3.85%	2
TOTAL		52

Q3 PLC time/work has made me a better educator.

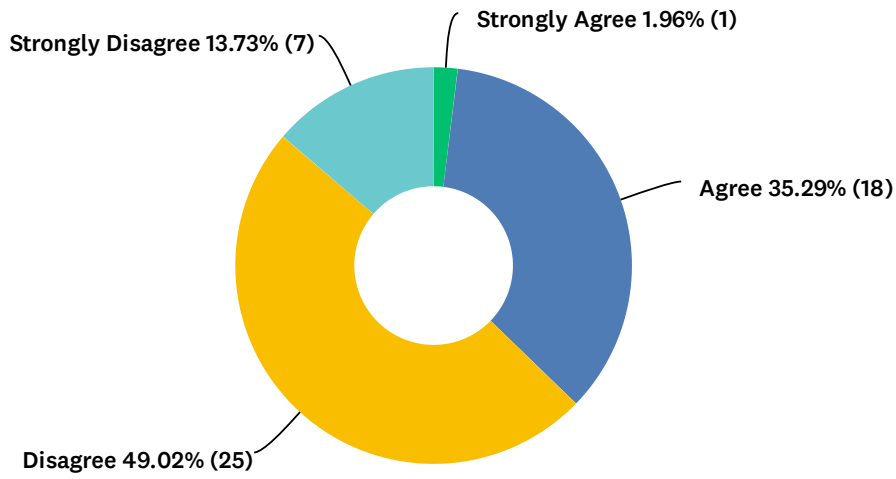
Answered: 52 Skipped: 1



ANSWER CHOICES	RESPONSES
Strongly Agree	3.85% 2
Agree	34.62% 18
Disagree	48.08% 25
Strongly Disagree	13.46% 7
TOTAL	52

Q4 PLC time/work has benefited my students' outcomes.

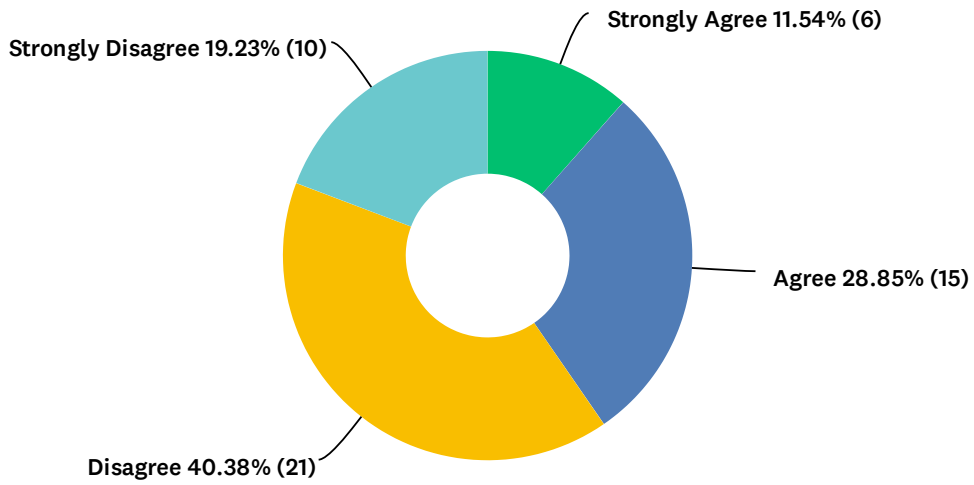
Answered: 51 Skipped: 2



ANSWER CHOICES	RESPONSES
Strongly Agree	1.96% 1
Agree	35.29% 18
Disagree	49.02% 25
Strongly Disagree	13.73% 7
TOTAL	51

Q5 I had a choice regarding who was on my PLC team.

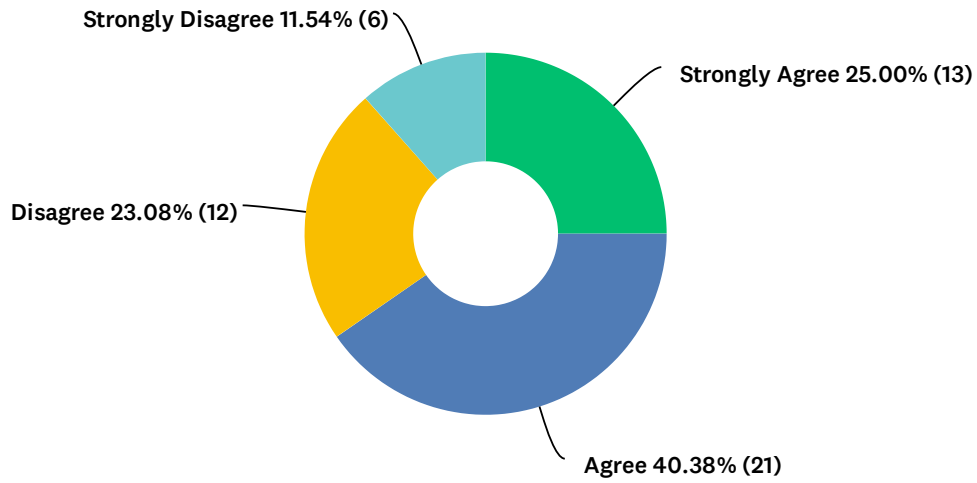
Answered: 52 Skipped: 1



ANSWER CHOICES	RESPONSES
Strongly Agree	11.54% 6
Agree	28.85% 15
Disagree	40.38% 21
Strongly Disagree	19.23% 10
TOTAL	52

Q6 My team decided what kind of PLC work we participated in.

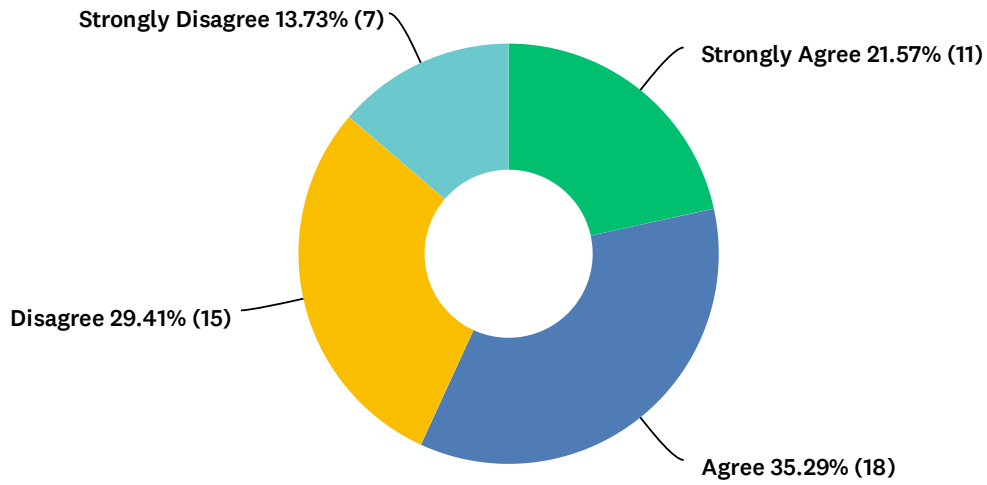
Answered: 52 Skipped: 1



ANSWER CHOICES	RESPONSES	
Strongly Agree	25.00%	13
Agree	40.38%	21
Disagree	23.08%	12
Strongly Disagree	11.54%	6
TOTAL		52

Q7 PLC time/work/topics are driven by AEA educators.

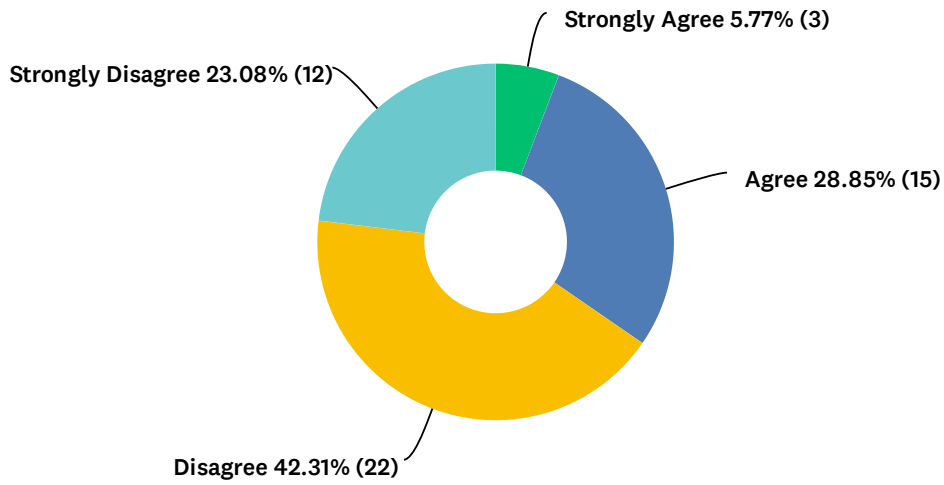
Answered: 51 Skipped: 2



ANSWER CHOICES	RESPONSES	
Strongly Agree	21.57%	11
Agree	35.29%	18
Disagree	29.41%	15
Strongly Disagree	13.73%	7
TOTAL		51

Q8 Overall, PLC time/work has been a productive time.

Answered: 52 Skipped: 1



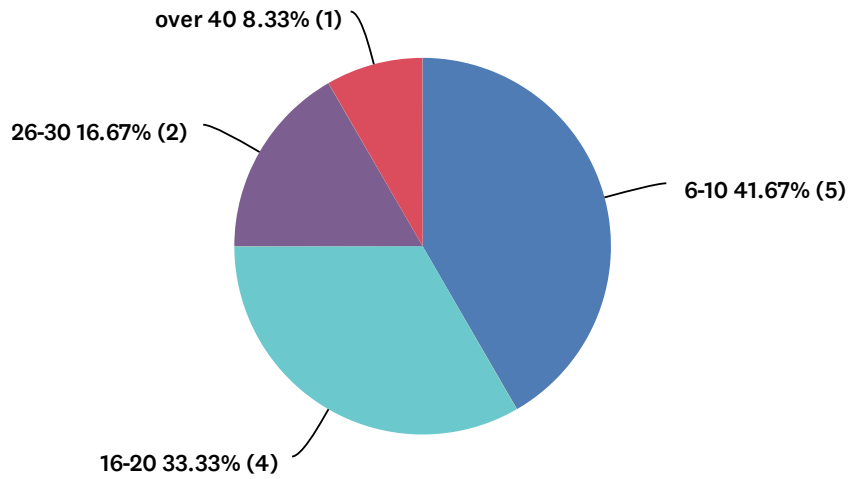
ANSWER CHOICES	RESPONSES	
Strongly Agree	5.77%	3
Agree	28.85%	15
Disagree	42.31%	22
Strongly Disagree	23.08%	12
TOTAL		52

Q9 Please provide feedback to the AEA Bargaining Team regarding PLC time/work.

Answered: 43 Skipped: 10

**Q10 Elementary: the AEA Bargaining Team wants to know your class size.
Elementary specialists, please select the largest class size you instruct.
(Skip if you are not elementary)**

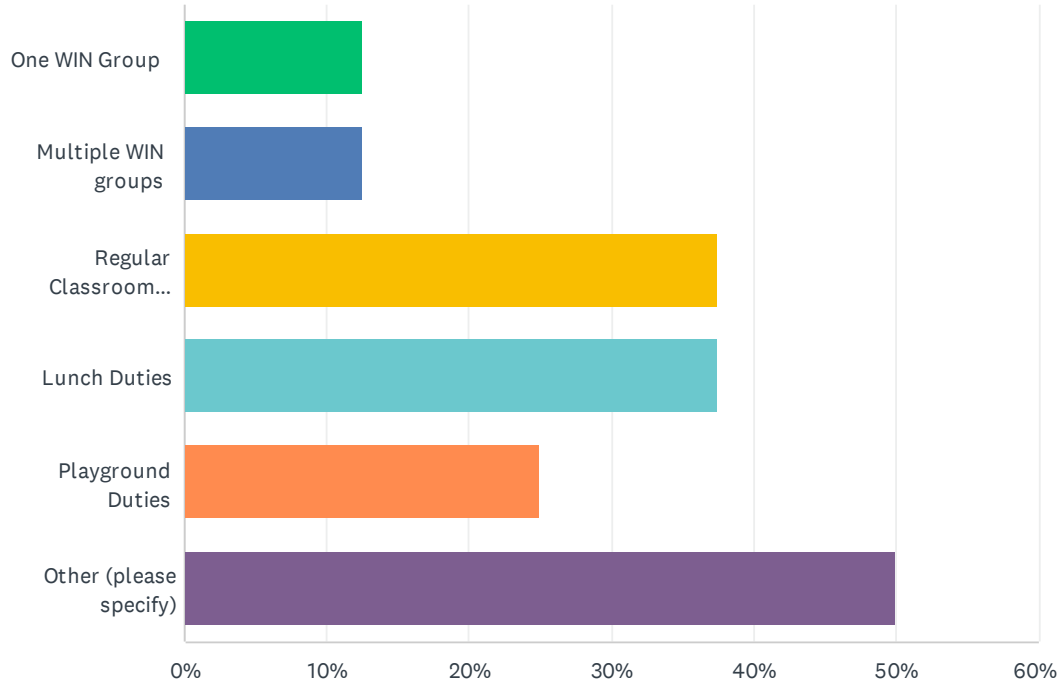
Answered: 12 Skipped: 41



ANSWER CHOICES	RESPONSES	
5 or under	0.00%	0
6-10	41.67%	5
11-15	0.00%	0
16-20	33.33%	4
21-25	0.00%	0
26-30	16.67%	2
30-35	0.00%	0
36-40	0.00%	0
over 40	8.33%	1
TOTAL		12

Q11 Elementary Specialists: Please indicate which activities you are assigned during the student day, exclusive of before and after school duties.

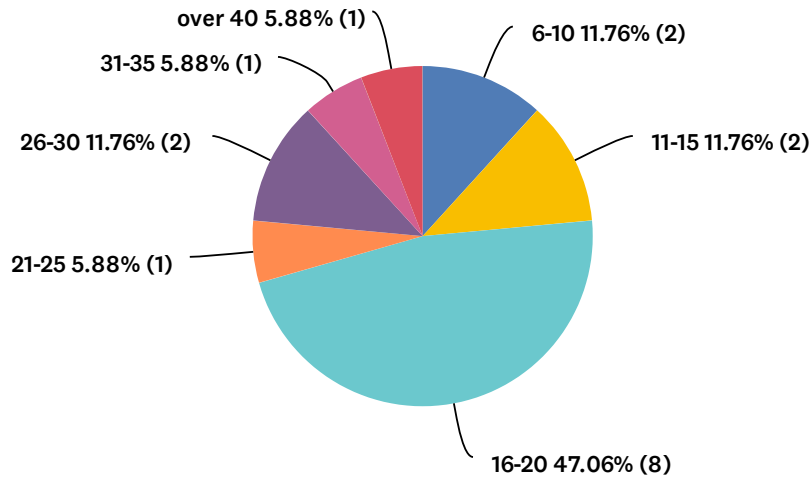
Answered: 8 Skipped: 45



ANSWER CHOICES	RESPONSES	
One WIN Group	12.50%	1
Multiple WIN groups	12.50%	1
Regular Classroom Coverage (Scheduled, not emergency.)	37.50%	3
Lunch Duties	37.50%	3
Playground Duties	25.00%	2
Other (please specify)	50.00%	4
Total Respondents: 8		

Q12 Secondary: the AEA Bargaining Team wants to know your largest class/section. (Skip if you are not secondary.)

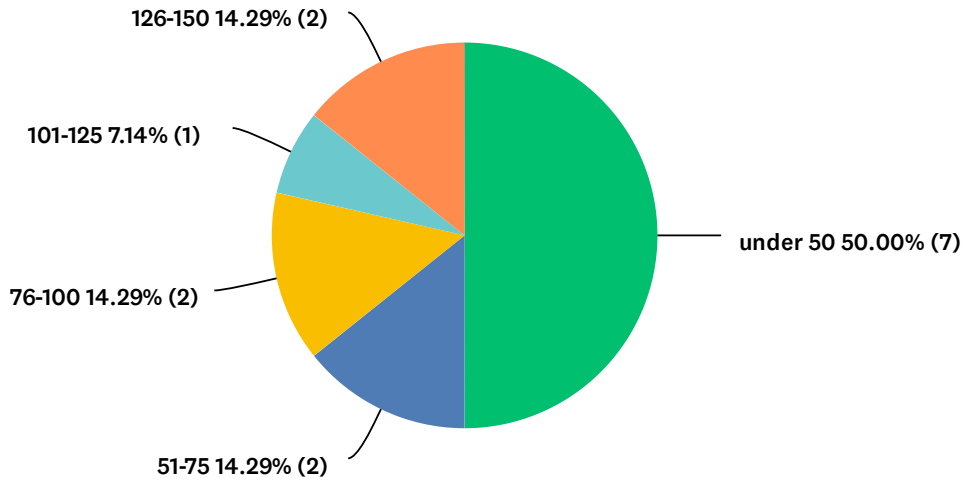
Answered: 17 Skipped: 36



ANSWER CHOICES	RESPONSES	
5 or under	0.00%	0
6-10	11.76%	2
11-15	11.76%	2
16-20	47.06%	8
21-25	5.88%	1
26-30	11.76%	2
31-35	5.88%	1
36-40	0.00%	0
over 40	5.88%	1
TOTAL		17

Q13 Secondary: Choose the number representing all the students you teach in all your sections. (Skip if you are not secondary.)

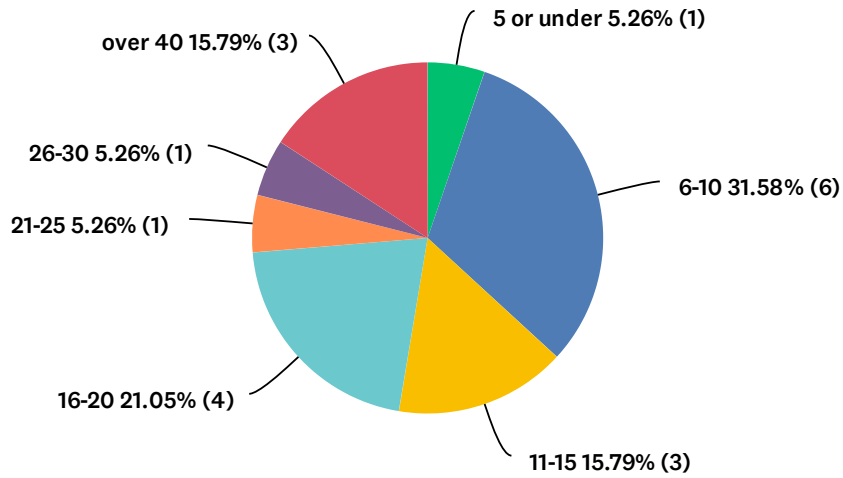
Answered: 14 Skipped: 39



ANSWER CHOICES	RESPONSES	
under 50	50.00%	7
51-75	14.29%	2
76-100	14.29%	2
101-125	7.14%	1
126-150	14.29%	2
151-175	0.00%	0
176-200	0.00%	0
201-250	0.00%	0
over 250	0.00%	0
TOTAL		14

Q14 Special Ed: Choose the number of students on your caseload. (Skip if you are not Sped Ed.)

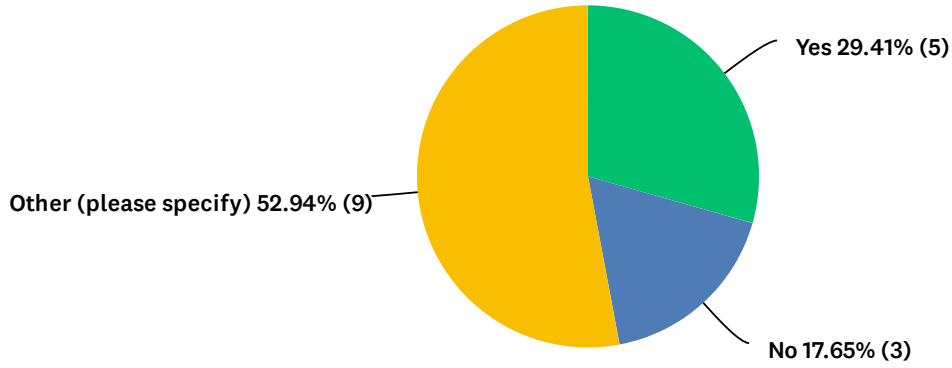
Answered: 19 Skipped: 34



ANSWER CHOICES	RESPONSES	
5 or under	5.26%	1
6-10	31.58%	6
11-15	15.79%	3
16-20	21.05%	4
21-25	5.26%	1
26-30	5.26%	1
31-35	0.00%	0
36-40	0.00%	0
over 40	15.79%	3
TOTAL		19

Q15 If you work in a self-contained IN environment, are you meeting the required staff-to-student ratio?

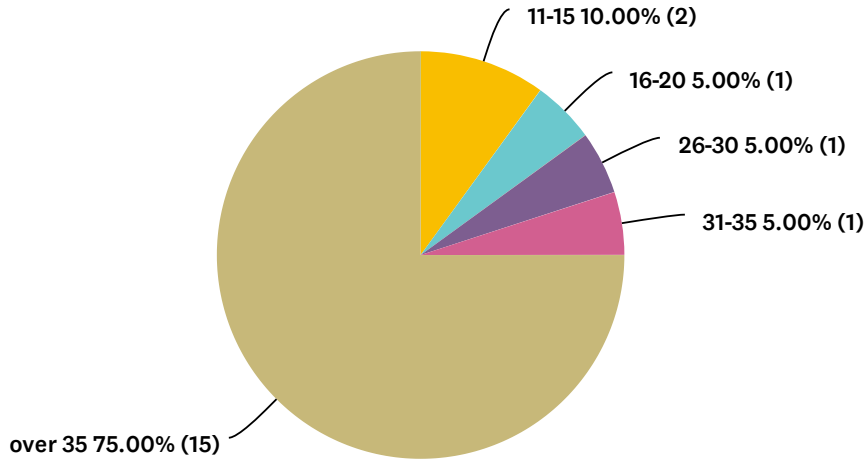
Answered: 17 Skipped: 36



ANSWER CHOICES	RESPONSES	
Yes	29.41%	5
No	17.65%	3
Other (please specify)	52.94%	9
TOTAL		17

Q16 Related Services: Choose the number of students on your caseload. (Skip if you are not Related Services.)

Answered: 20 Skipped: 33



ANSWER CHOICES	RESPONSES	
5 or under	0.00%	0
6-10	0.00%	0
11-15	10.00%	2
16-20	5.00%	1
21-25	0.00%	0
26-30	5.00%	1
31-35	5.00%	1
over 35	75.00%	15
TOTAL		20

Q17 Counselors, Nurses, Teacher Experts, Ignite Teachers, Behavior Interventionists, and all AEA members: Are there concerns you want to share with the team?

Answered: 23 Skipped: 30