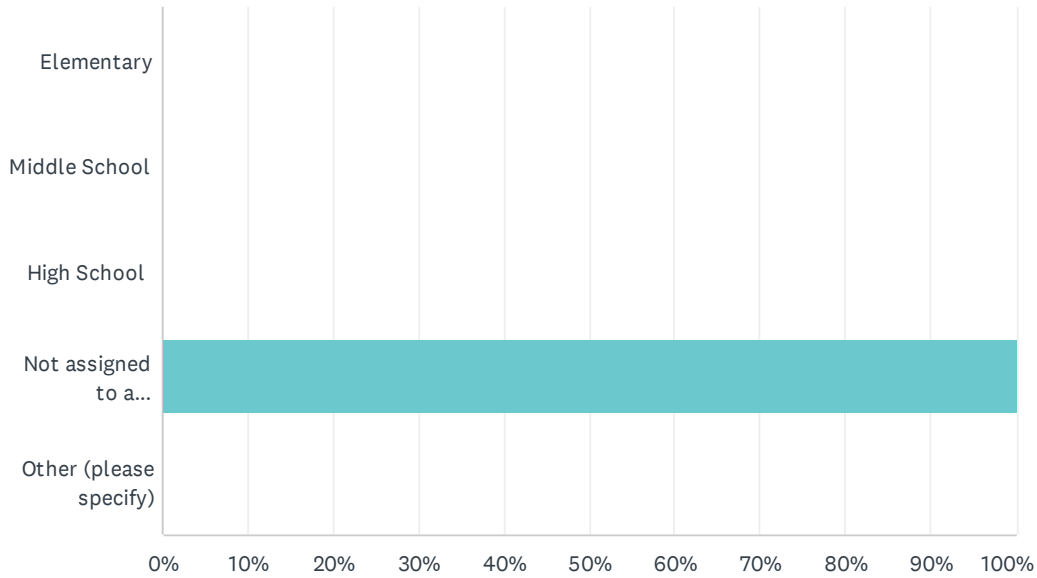


Q1 Please indicate which division you work.

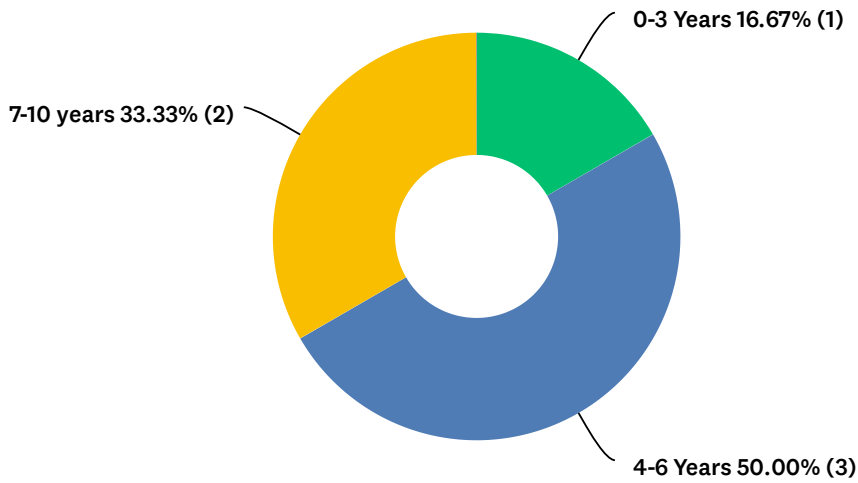
Answered: 6 Skipped: 0



ANSWER CHOICES	RESPONSES	
Elementary	0.00%	0
Middle School	0.00%	0
High School	0.00%	0
Not assigned to a school/division	100.00%	6
Other (please specify)	0.00%	0
Total Respondents: 6		

Q2 How long have you worked for ASD in any capacity?

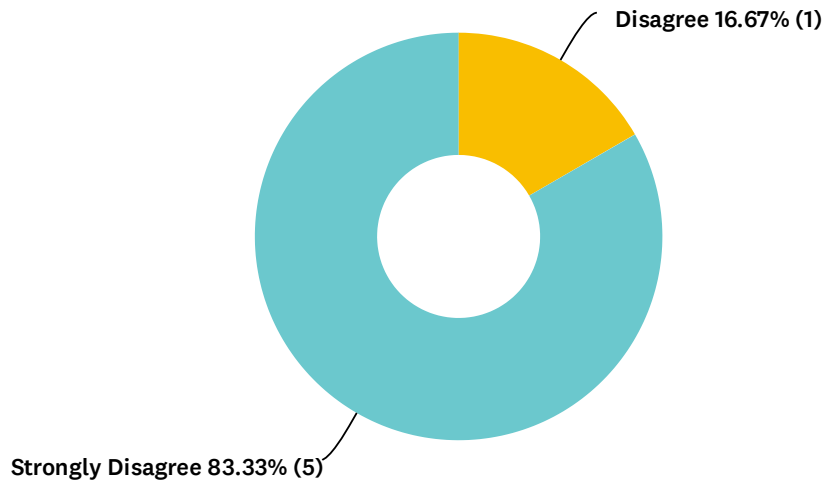
Answered: 6 Skipped: 0



ANSWER CHOICES	RESPONSES
0-3 Years	16.67% 1
4-6 Years	50.00% 3
7-10 years	33.33% 2
11-15 years	0.00% 0
16-20 years	0.00% 0
21-25 years	0.00% 0
over 26 years	0.00% 0
TOTAL	6

Q3 PLC time/work has made me a better educator.

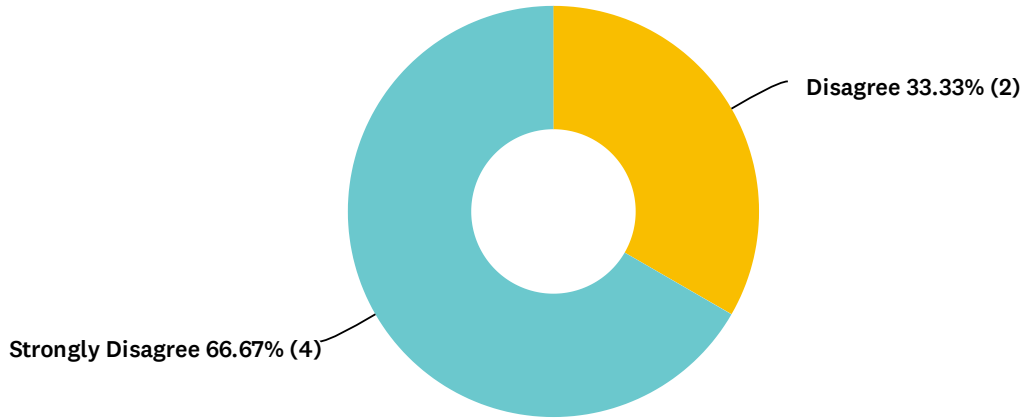
Answered: 6 Skipped: 0



ANSWER CHOICES	RESPONSES	
Strongly Agree	0.00%	0
Agree	0.00%	0
Disagree	16.67%	1
Strongly Disagree	83.33%	5
TOTAL		6

Q4 PLC time/work has benefited my students' outcomes.

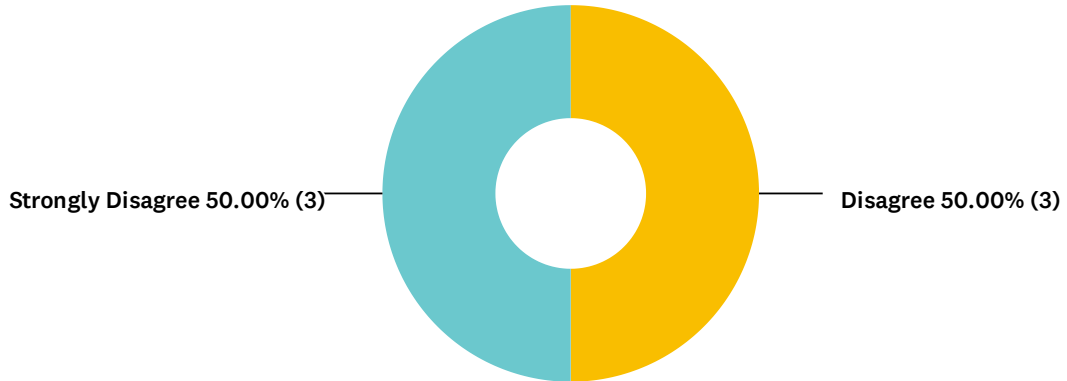
Answered: 6 Skipped: 0



ANSWER CHOICES	RESPONSES	
Strongly Agree	0.00%	0
Agree	0.00%	0
Disagree	33.33%	2
Strongly Disagree	66.67%	4
TOTAL		6

Q5 I had a choice regarding who was on my PLC team.

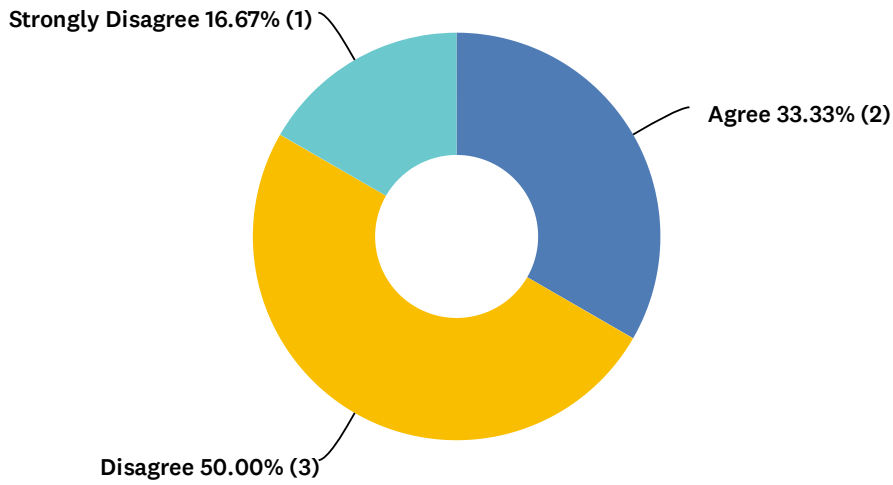
Answered: 6 Skipped: 0



ANSWER CHOICES	RESPONSES
Strongly Agree	0.00% 0
Agree	0.00% 0
Disagree	50.00% 3
Strongly Disagree	50.00% 3
TOTAL	6

Q6 My team decided what kind of PLC work we participated in.

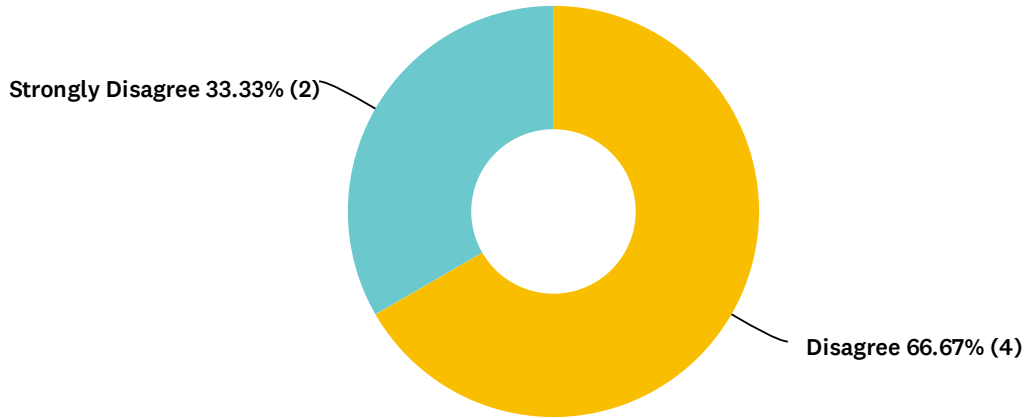
Answered: 6 Skipped: 0



ANSWER CHOICES	RESPONSES	
Strongly Agree	0.00%	0
Agree	33.33%	2
Disagree	50.00%	3
Strongly Disagree	16.67%	1
TOTAL		6

Q7 PLC time/work/topics are driven by AEA educators.

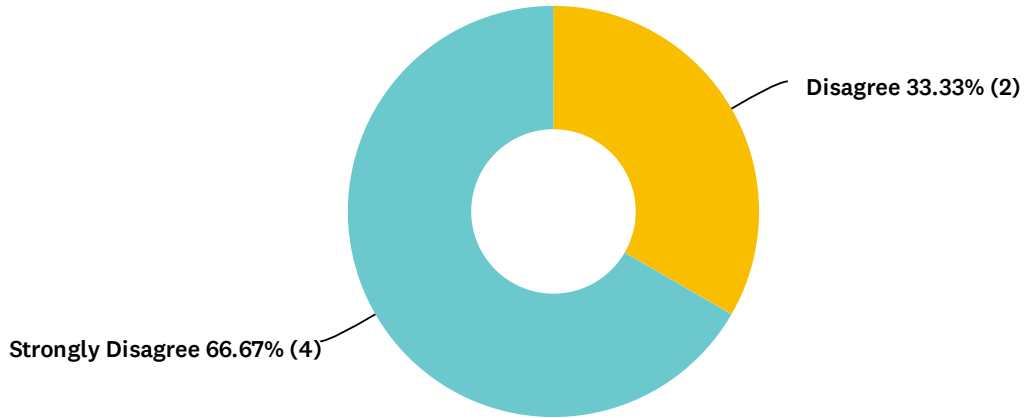
Answered: 6 Skipped: 0



ANSWER CHOICES	RESPONSES	
Strongly Agree	0.00%	0
Agree	0.00%	0
Disagree	66.67%	4
Strongly Disagree	33.33%	2
TOTAL		6

Q8 Overall, PLC time/work has been a productive time.

Answered: 6 Skipped: 0



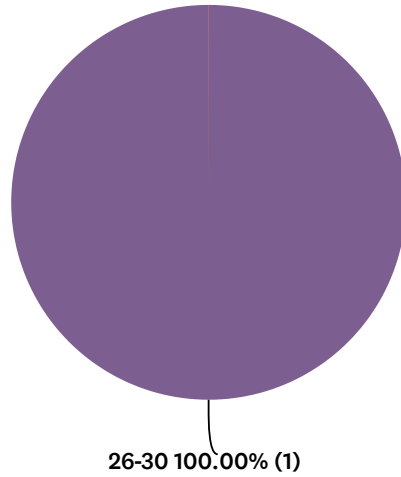
ANSWER CHOICES	RESPONSES	
Strongly Agree	0.00%	0
Agree	0.00%	0
Disagree	33.33%	2
Strongly Disagree	66.67%	4
TOTAL		6

Q9 Please provide feedback to the AEA Bargaining Team regarding PLC time/work.

Answered: 5 Skipped: 1

**Q10 Elementary: the AEA Bargaining Team wants to know your class size.
Elementary specialists, please select the largest class size you instruct.
(Skip if you are not elementary)**

Answered: 1 Skipped: 5



ANSWER CHOICES	RESPONSES
5 or under	0.00% 0
6-10	0.00% 0
11-15	0.00% 0
16-20	0.00% 0
21-25	0.00% 0
26-30	100.00% 1
30-35	0.00% 0
36-40	0.00% 0
over 40	0.00% 0
TOTAL	1

Q11 Elementary Specialists: Please indicate which activities you are assigned during the student day, exclusive of before and after school duties.

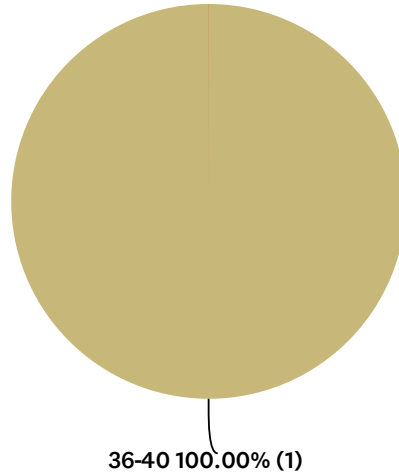
Answered: 0 Skipped: 6

 No matching responses.

ANSWER CHOICES	RESPONSES	
One WIN Group	0.00%	0
Multiple WIN groups	0.00%	0
Regular Classroom Coverage (Scheduled, not emergency.)	0.00%	0
Lunch Duties	0.00%	0
Playground Duties	0.00%	0
Other (please specify)	0.00%	0
Total Respondents: 0		

Q12 Secondary: the AEA Bargaining Team wants to know your largest class/section. (Skip if you are not secondary.)

Answered: 1 Skipped: 5



ANSWER CHOICES	RESPONSES
5 or under	0.00% 0
6-10	0.00% 0
11-15	0.00% 0
16-20	0.00% 0
21-25	0.00% 0
26-30	0.00% 0
31-35	0.00% 0
36-40	100.00% 1
over 40	0.00% 0
TOTAL	1

Q13 Secondary: Choose the number representing all the students you teach in all your sections. (Skip if you are not secondary.)

Answered: 0 Skipped: 6

 No matching responses.

ANSWER CHOICES	RESPONSES
under 50	0.00% 0
51-75	0.00% 0
76-100	0.00% 0
101-125	0.00% 0
126-150	0.00% 0
151-175	0.00% 0
176-200	0.00% 0
201-250	0.00% 0
over 250	0.00% 0
TOTAL	0

Q14 Special Ed: Choose the number of students on your caseload. (Skip if you are not Sped Ed.)

Answered: 0 Skipped: 6

 No matching responses.

ANSWER CHOICES	RESPONSES
5 or under	0.00% 0
6-10	0.00% 0
11-15	0.00% 0
16-20	0.00% 0
21-25	0.00% 0
26-30	0.00% 0
31-35	0.00% 0
36-40	0.00% 0
over 40	0.00% 0
TOTAL	0

Q15 If you work in a self-contained IN environment, are you meeting the required staff-to-student ratio?

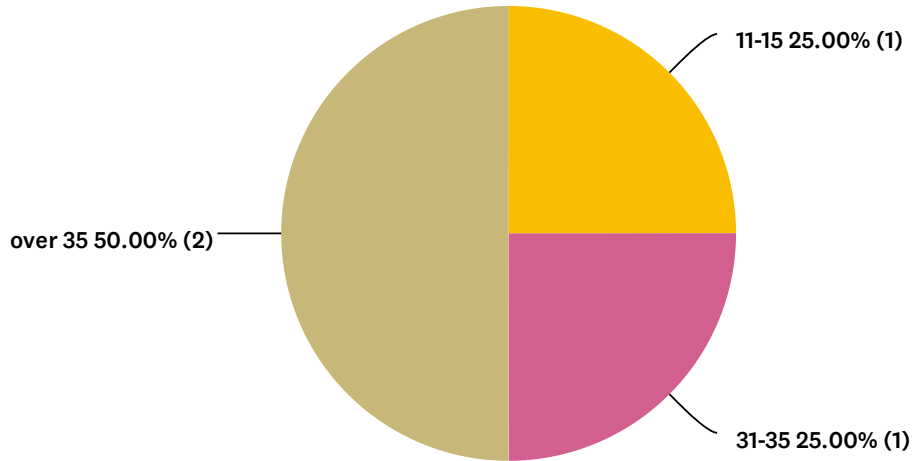
Answered: 0 Skipped: 6

 No matching responses.

ANSWER CHOICES	RESPONSES	
Yes	0.00%	0
No	0.00%	0
Other (please specify)	0.00%	0
TOTAL		0

Q16 Related Services: Choose the number of students on your caseload. (Skip if you are not Related Services.)

Answered: 4 Skipped: 2



ANSWER CHOICES	RESPONSES	
5 or under	0.00%	0
6-10	0.00%	0
11-15	25.00%	1
16-20	0.00%	0
21-25	0.00%	0
26-30	0.00%	0
31-35	25.00%	1
over 35	50.00%	2
TOTAL		4

Q17 Counselors, Nurses, Teacher Experts, Ignite Teachers, Behavior Interventionists, and all AEA members: Are there concerns you want to share with the team?

Answered: 2 Skipped: 4