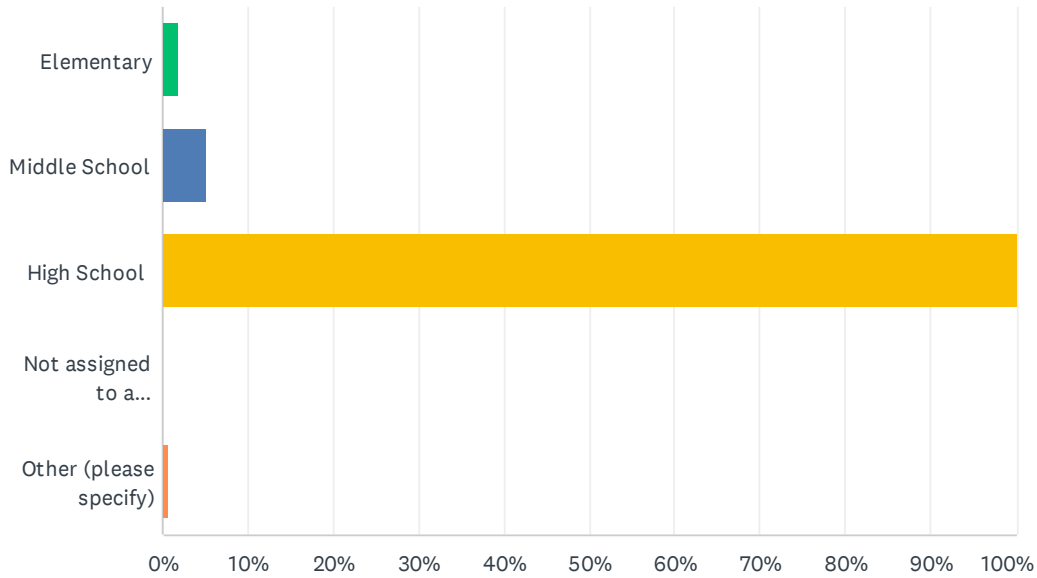


Q1 Please indicate which division you work.

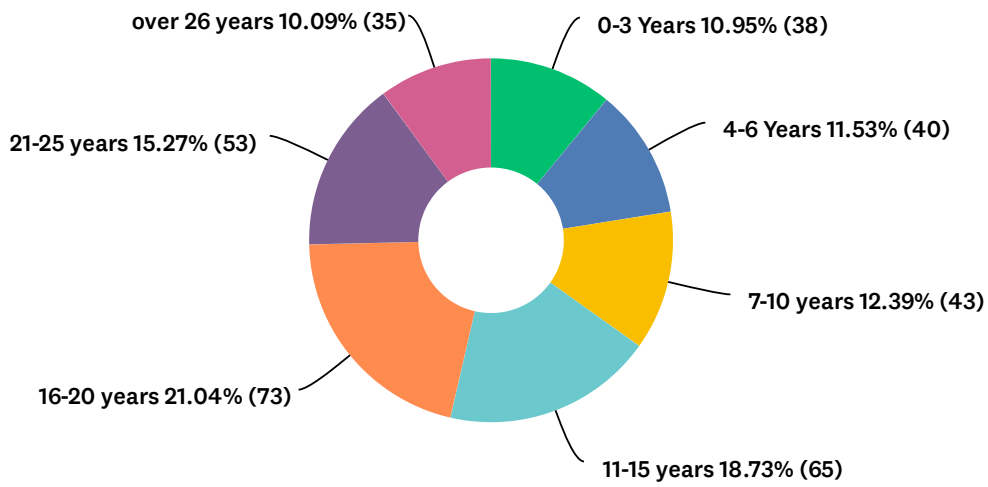
Answered: 347 Skipped: 0



ANSWER CHOICES	RESPONSES	
Elementary	2.02%	7
Middle School	5.19%	18
High School	100.00%	347
Not assigned to a school/division	0.00%	0
Other (please specify)	0.58%	2
Total Respondents: 347		

Q2 How long have you worked for ASD in any capacity?

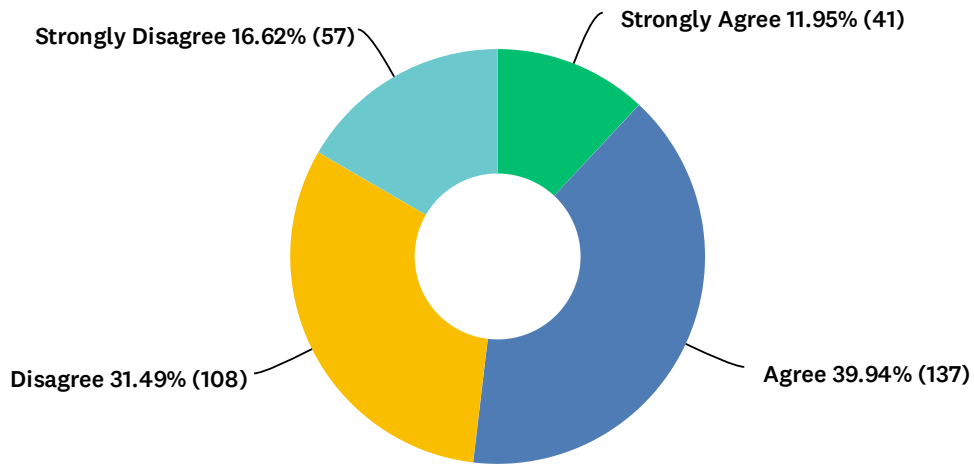
Answered: 347 Skipped: 0



ANSWER CHOICES	RESPONSES	
0-3 Years	10.95%	38
4-6 Years	11.53%	40
7-10 years	12.39%	43
11-15 years	18.73%	65
16-20 years	21.04%	73
21-25 years	15.27%	53
over 26 years	10.09%	35
TOTAL		347

Q3 PLC time/work has made me a better educator.

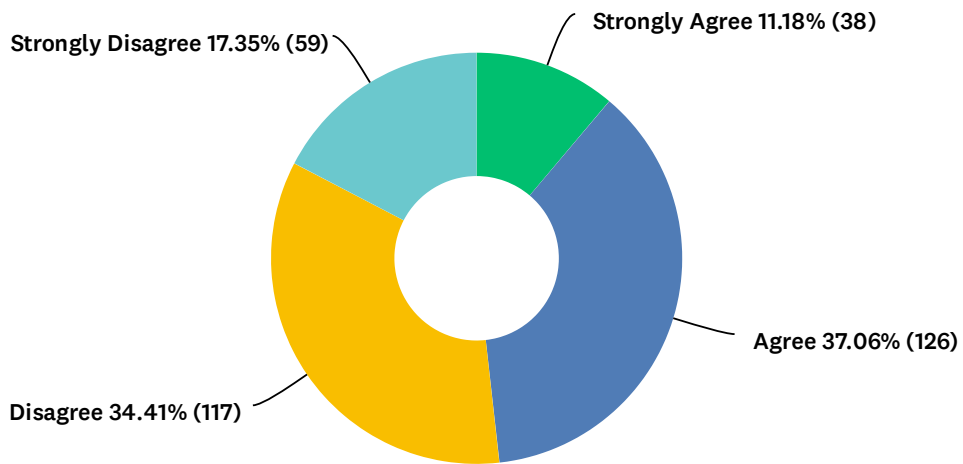
Answered: 343 Skipped: 4



ANSWER CHOICES	RESPONSES	
Strongly Agree	11.95%	41
Agree	39.94%	137
Disagree	31.49%	108
Strongly Disagree	16.62%	57
TOTAL		343

Q4 PLC time/work has benefited my students' outcomes.

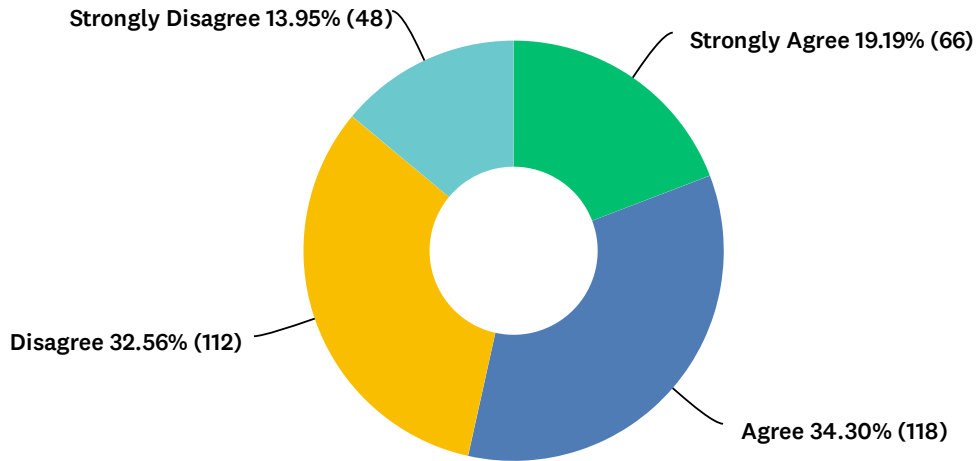
Answered: 340 Skipped: 7



ANSWER CHOICES	RESPONSES	
Strongly Agree	11.18%	38
Agree	37.06%	126
Disagree	34.41%	117
Strongly Disagree	17.35%	59
TOTAL		340

Q5 I had a choice regarding who was on my PLC team.

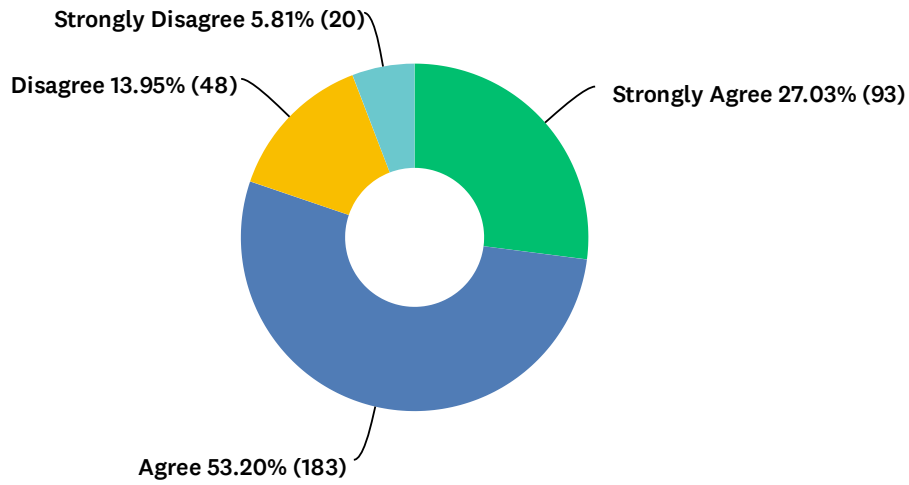
Answered: 344 Skipped: 3



ANSWER CHOICES	RESPONSES	
Strongly Agree	19.19%	66
Agree	34.30%	118
Disagree	32.56%	112
Strongly Disagree	13.95%	48
TOTAL		344

Q6 My team decided what kind of PLC work we participated in.

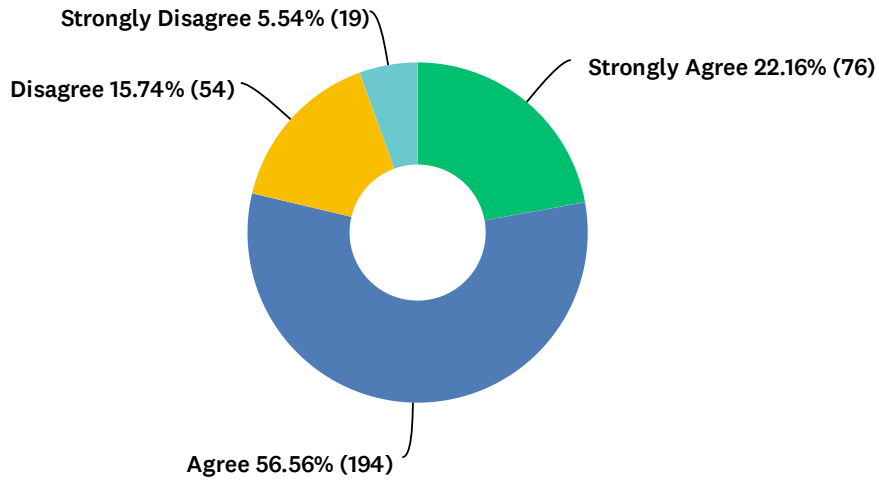
Answered: 344 Skipped: 3



ANSWER CHOICES	RESPONSES	
Strongly Agree	27.03%	93
Agree	53.20%	183
Disagree	13.95%	48
Strongly Disagree	5.81%	20
TOTAL		344

Q7 PLC time/work/topics are driven by AEA educators.

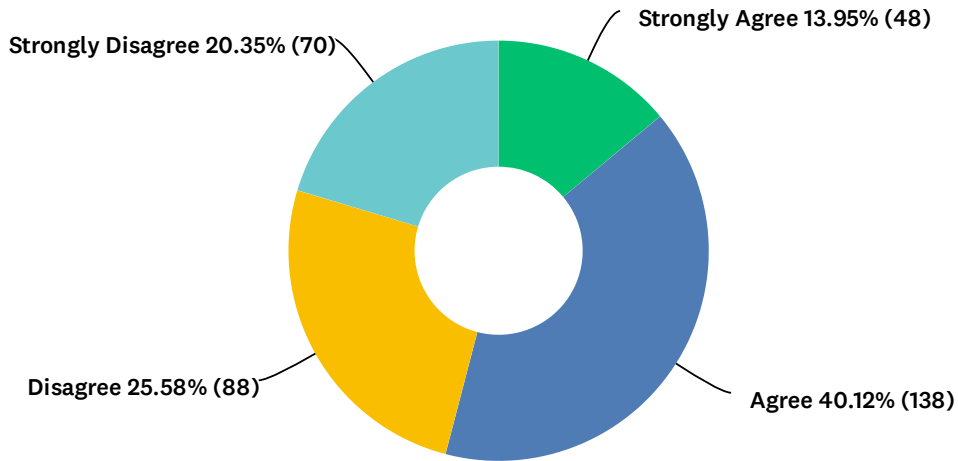
Answered: 343 Skipped: 4



ANSWER CHOICES	RESPONSES	
Strongly Agree	22.16%	76
Agree	56.56%	194
Disagree	15.74%	54
Strongly Disagree	5.54%	19
TOTAL		343

Q8 Overall, PLC time/work has been a productive time.

Answered: 344 Skipped: 3



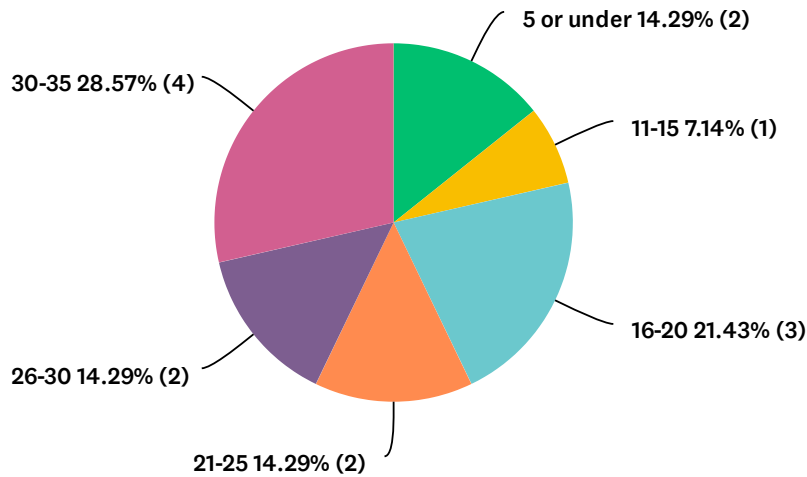
ANSWER CHOICES	RESPONSES	
Strongly Agree	13.95%	48
Agree	40.12%	138
Disagree	25.58%	88
Strongly Disagree	20.35%	70
TOTAL		344

Q9 Please provide feedback to the AEA Bargaining Team regarding PLC time/work.

Answered: 236 Skipped: 111

**Q10 Elementary: the AEA Bargaining Team wants to know your class size.
Elementary specialists, please select the largest class size you instruct.
(Skip if you are not elementary)**

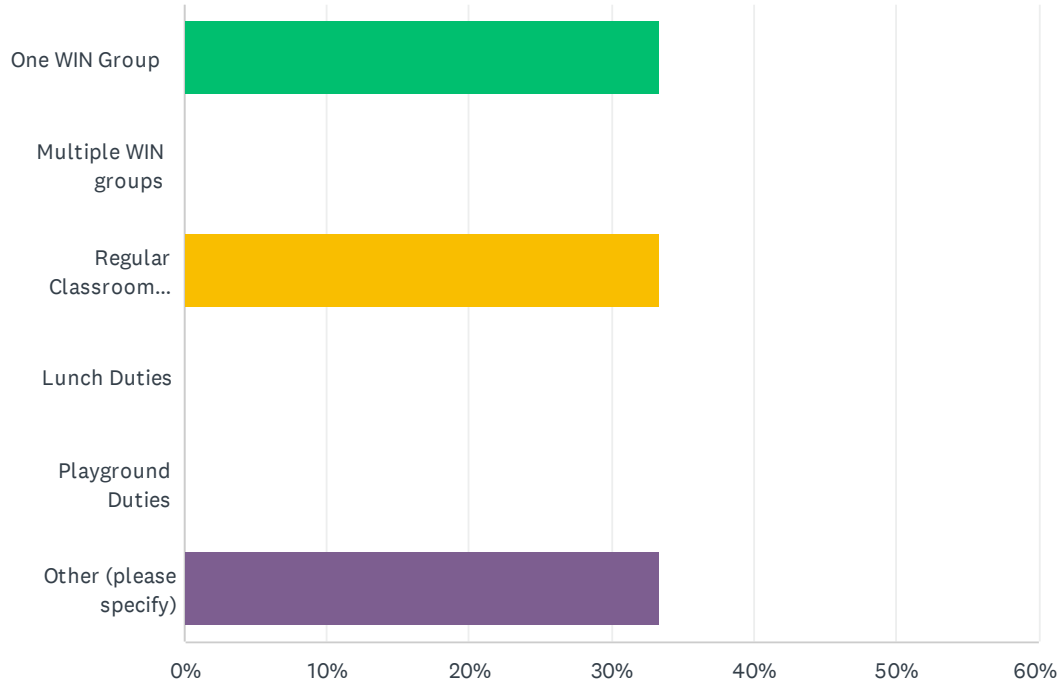
Answered: 14 Skipped: 333



ANSWER CHOICES	RESPONSES	
5 or under	14.29%	2
6-10	0.00%	0
11-15	7.14%	1
16-20	21.43%	3
21-25	14.29%	2
26-30	14.29%	2
30-35	28.57%	4
36-40	0.00%	0
over 40	0.00%	0
TOTAL		14

Q11 Elementary Specialists: Please indicate which activities you are assigned during the student day, exclusive of before and after school duties.

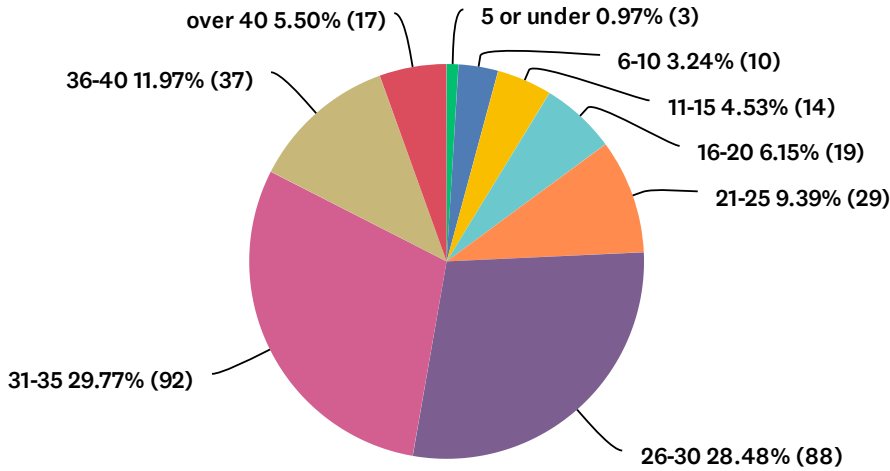
Answered: 3 Skipped: 344



ANSWER CHOICES	RESPONSES	
One WIN Group	33.33%	1
Multiple WIN groups	0.00%	0
Regular Classroom Coverage (Scheduled, not emergency.)	33.33%	1
Lunch Duties	0.00%	0
Playground Duties	0.00%	0
Other (please specify)	33.33%	1
Total Respondents: 3		

Q12 Secondary: the AEA Bargaining Team wants to know your largest class/section. (Skip if you are not secondary.)

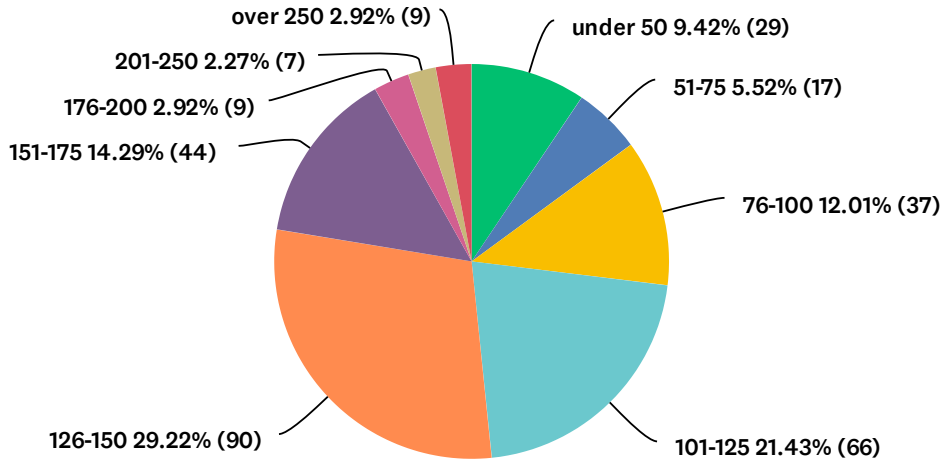
Answered: 309 Skipped: 38



ANSWER CHOICES	RESPONSES	
5 or under	0.97%	3
6-10	3.24%	10
11-15	4.53%	14
16-20	6.15%	19
21-25	9.39%	29
26-30	28.48%	88
31-35	29.77%	92
36-40	11.97%	37
over 40	5.50%	17
TOTAL		309

Q13 Secondary: Choose the number representing all the students you teach in all your sections. (Skip if you are not secondary.)

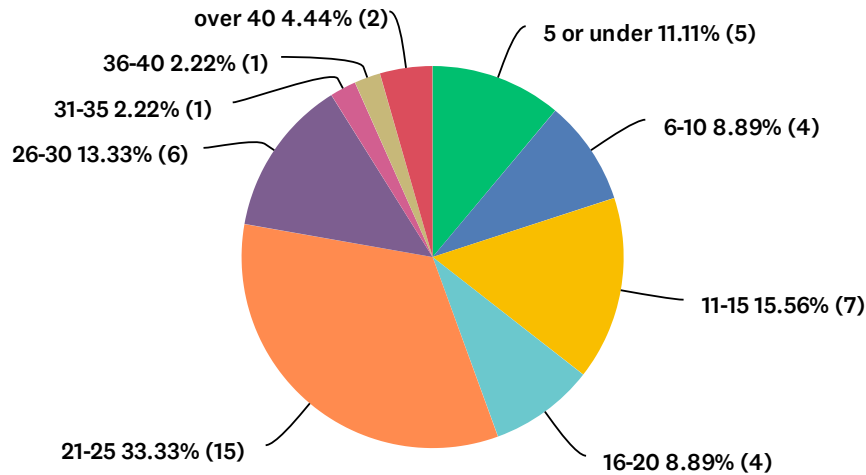
Answered: 308 Skipped: 39



ANSWER CHOICES	RESPONSES	
under 50	9.42%	29
51-75	5.52%	17
76-100	12.01%	37
101-125	21.43%	66
126-150	29.22%	90
151-175	14.29%	44
176-200	2.92%	9
201-250	2.27%	7
over 250	2.92%	9
TOTAL		308

Q14 Special Ed: Choose the number of students on your caseload. (Skip if you are not Sped Ed.)

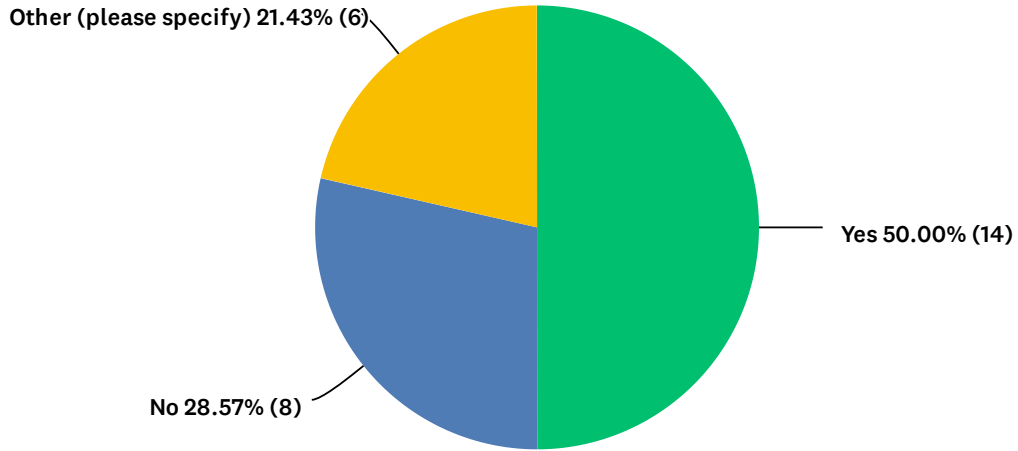
Answered: 45 Skipped: 302



ANSWER CHOICES	RESPONSES	
5 or under	11.11%	5
6-10	8.89%	4
11-15	15.56%	7
16-20	8.89%	4
21-25	33.33%	15
26-30	13.33%	6
31-35	2.22%	1
36-40	2.22%	1
over 40	4.44%	2
TOTAL		45

Q15 If you work in a self-contained IN environment, are you meeting the required staff-to-student ratio?

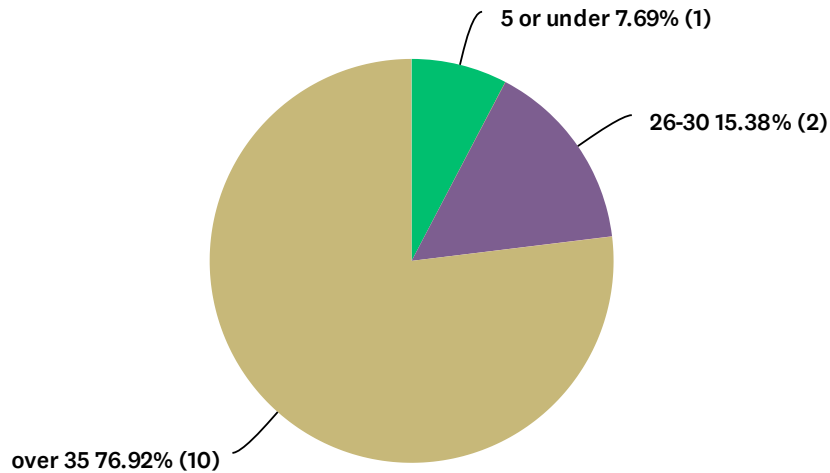
Answered: 28 Skipped: 319



ANSWER CHOICES	RESPONSES	
Yes	50.00%	14
No	28.57%	8
Other (please specify)	21.43%	6
TOTAL		28

Q16 Related Services: Choose the number of students on your caseload. (Skip if you are not Related Services.)

Answered: 13 Skipped: 334



ANSWER CHOICES	RESPONSES	
5 or under	7.69%	1
6-10	0.00%	0
11-15	0.00%	0
16-20	0.00%	0
21-25	0.00%	0
26-30	15.38%	2
31-35	0.00%	0
over 35	76.92%	10
TOTAL		13

Q17 Counselors, Nurses, Teacher Experts, Ignite Teachers, Behavior Interventionists, and all AEA members: Are there concerns you want to share with the team?

Answered: 84 Skipped: 263