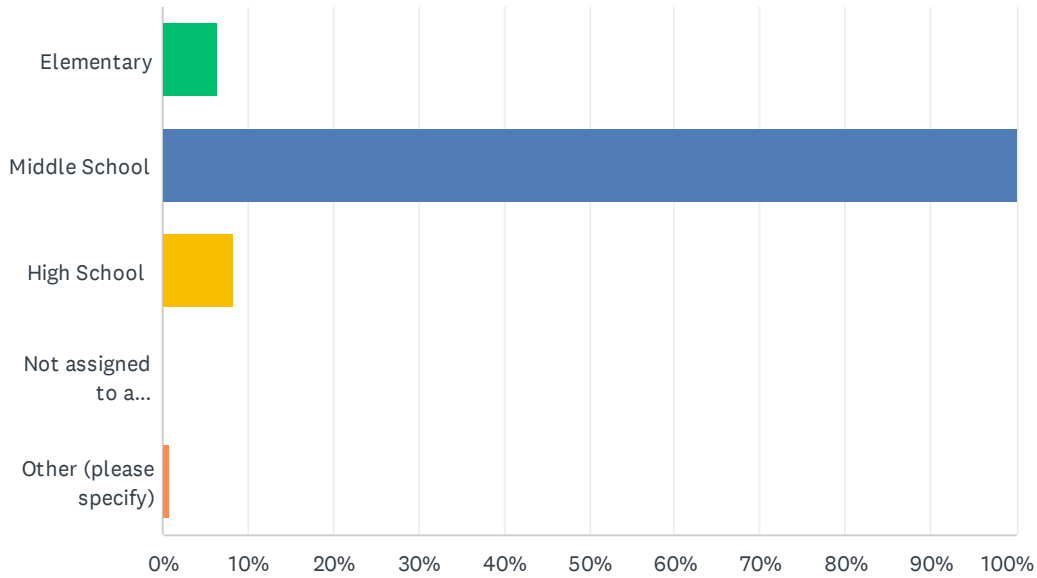


Q1 Please indicate which division you work.

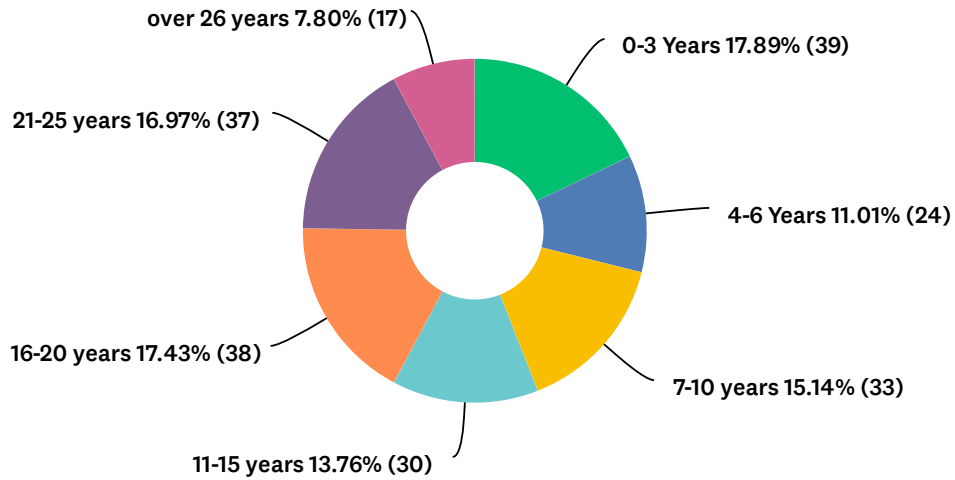
Answered: 218 Skipped: 0



ANSWER CHOICES	RESPONSES	
Elementary	6.42%	14
Middle School	100.00%	218
High School	8.26%	18
Not assigned to a school/division	0.00%	0
Other (please specify)	0.92%	2
Total Respondents: 218		

Q2 How long have you worked for ASD in any capacity?

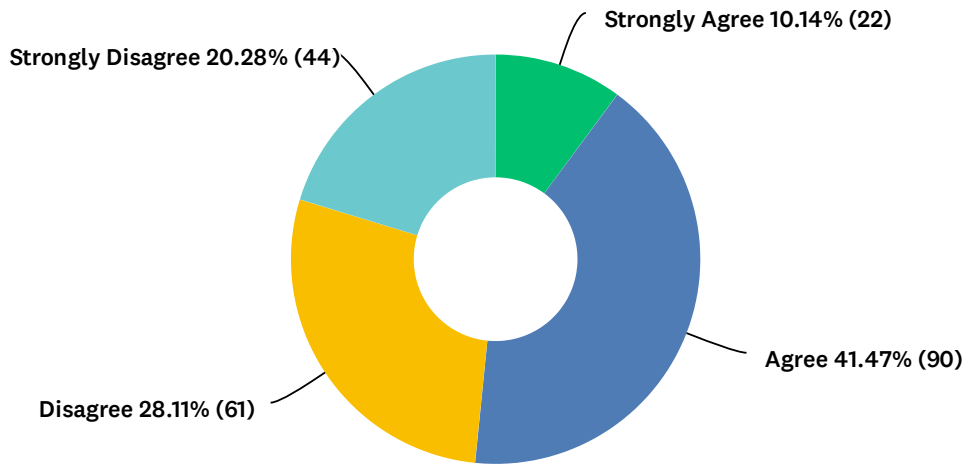
Answered: 218 Skipped: 0



ANSWER CHOICES	RESPONSES	
0-3 Years	17.89%	39
4-6 Years	11.01%	24
7-10 years	15.14%	33
11-15 years	13.76%	30
16-20 years	17.43%	38
21-25 years	16.97%	37
over 26 years	7.80%	17
TOTAL		218

Q3 PLC time/work has made me a better educator.

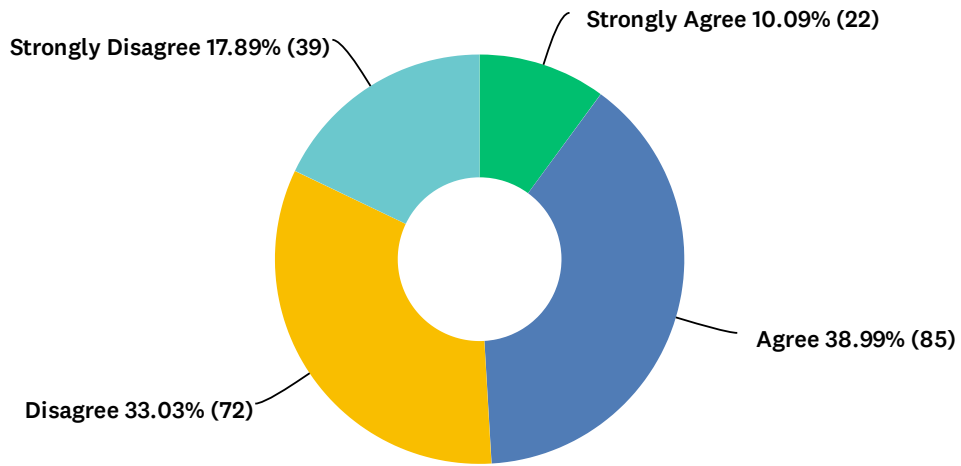
Answered: 217 Skipped: 1



ANSWER CHOICES	RESPONSES	
Strongly Agree	10.14%	22
Agree	41.47%	90
Disagree	28.11%	61
Strongly Disagree	20.28%	44
TOTAL		217

Q4 PLC time/work has benefited my students' outcomes.

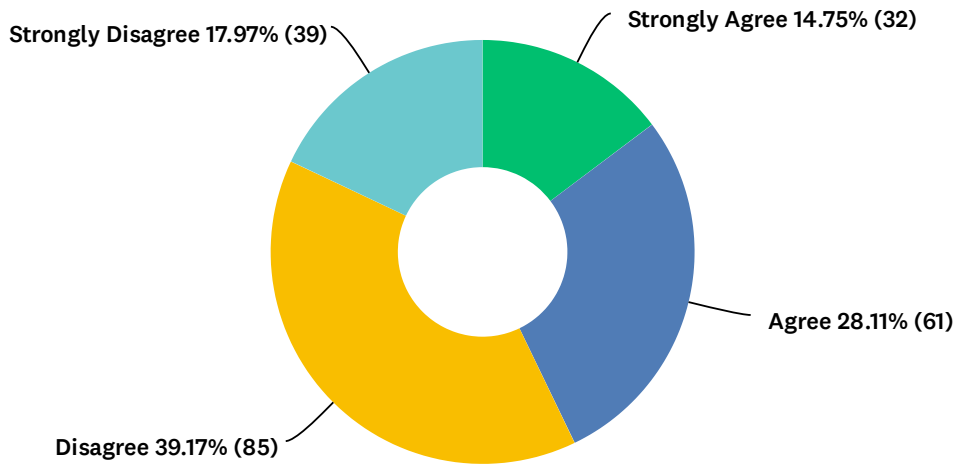
Answered: 218 Skipped: 0



ANSWER CHOICES	RESPONSES	
Strongly Agree	10.09%	22
Agree	38.99%	85
Disagree	33.03%	72
Strongly Disagree	17.89%	39
TOTAL		218

Q5 I had a choice regarding who was on my PLC team.

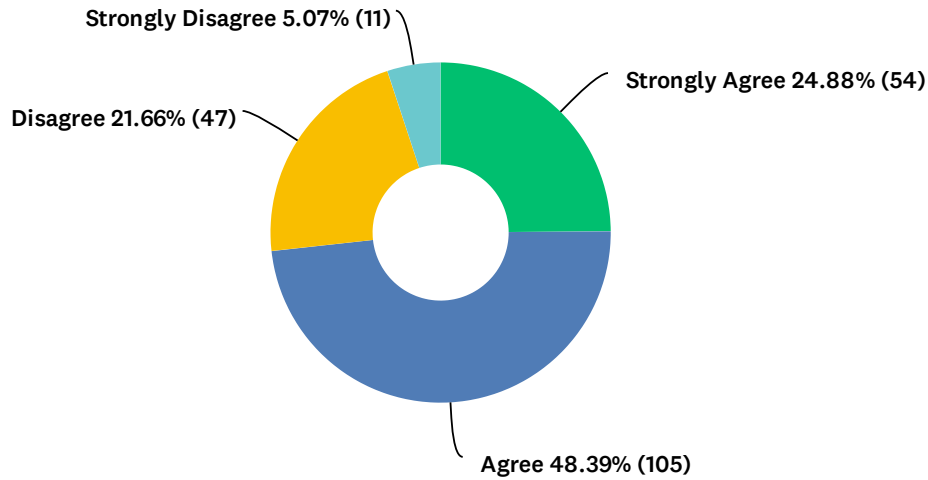
Answered: 217 Skipped: 1



ANSWER CHOICES	RESPONSES	
Strongly Agree	14.75%	32
Agree	28.11%	61
Disagree	39.17%	85
Strongly Disagree	17.97%	39
TOTAL		217

Q6 My team decided what kind of PLC work we participated in.

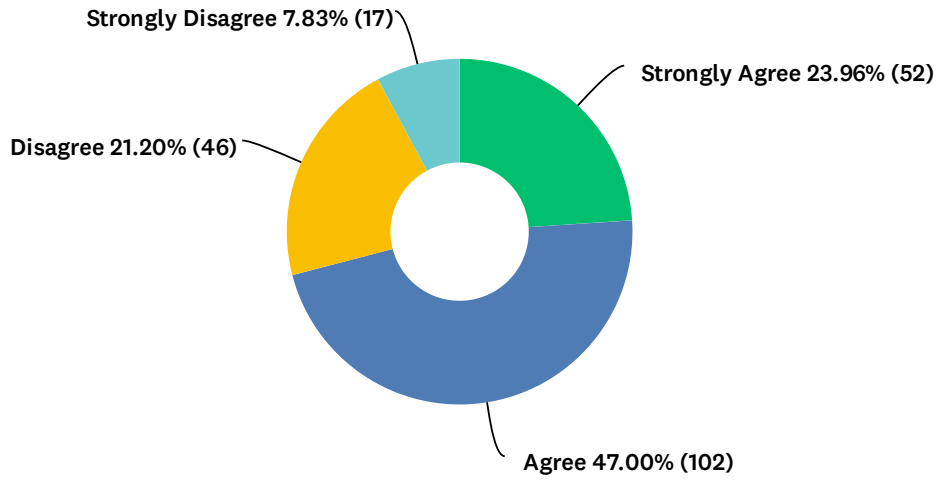
Answered: 217 Skipped: 1



ANSWER CHOICES	RESPONSES	
Strongly Agree	24.88%	54
Agree	48.39%	105
Disagree	21.66%	47
Strongly Disagree	5.07%	11
TOTAL		217

Q7 PLC time/work/topics are driven by AEA educators.

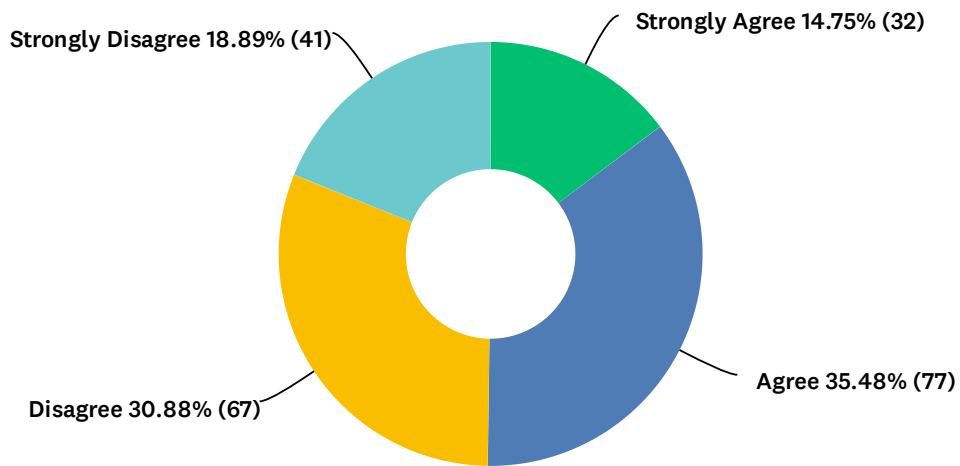
Answered: 217 Skipped: 1



ANSWER CHOICES	RESPONSES	
Strongly Agree	23.96%	52
Agree	47.00%	102
Disagree	21.20%	46
Strongly Disagree	7.83%	17
TOTAL		217

Q8 Overall, PLC time/work has been a productive time.

Answered: 217 Skipped: 1



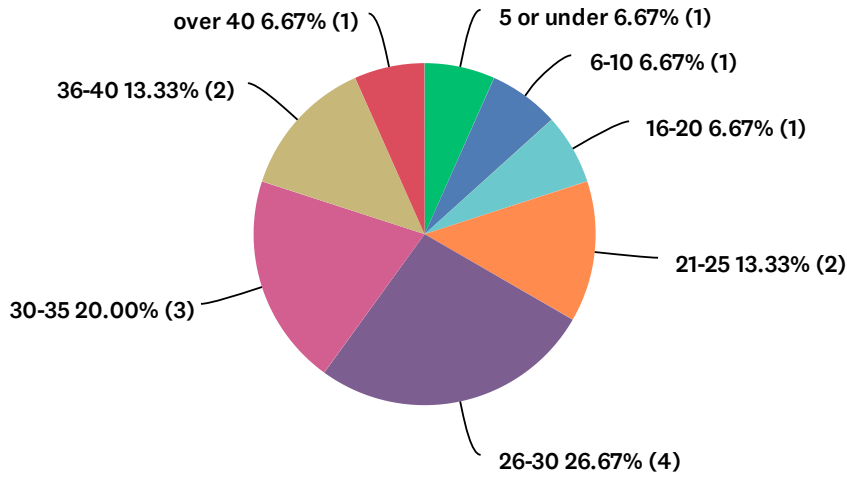
ANSWER CHOICES	RESPONSES	
Strongly Agree	14.75%	32
Agree	35.48%	77
Disagree	30.88%	67
Strongly Disagree	18.89%	41
TOTAL		217

Q9 Please provide feedback to the AEA Bargaining Team regarding PLC time/work.

Answered: 137 Skipped: 81

Q10 Elementary: the AEA Bargaining Team wants to know your class size.
 Elementary specialists, please select the largest class size you instruct.
 (Skip if you are not elementary)

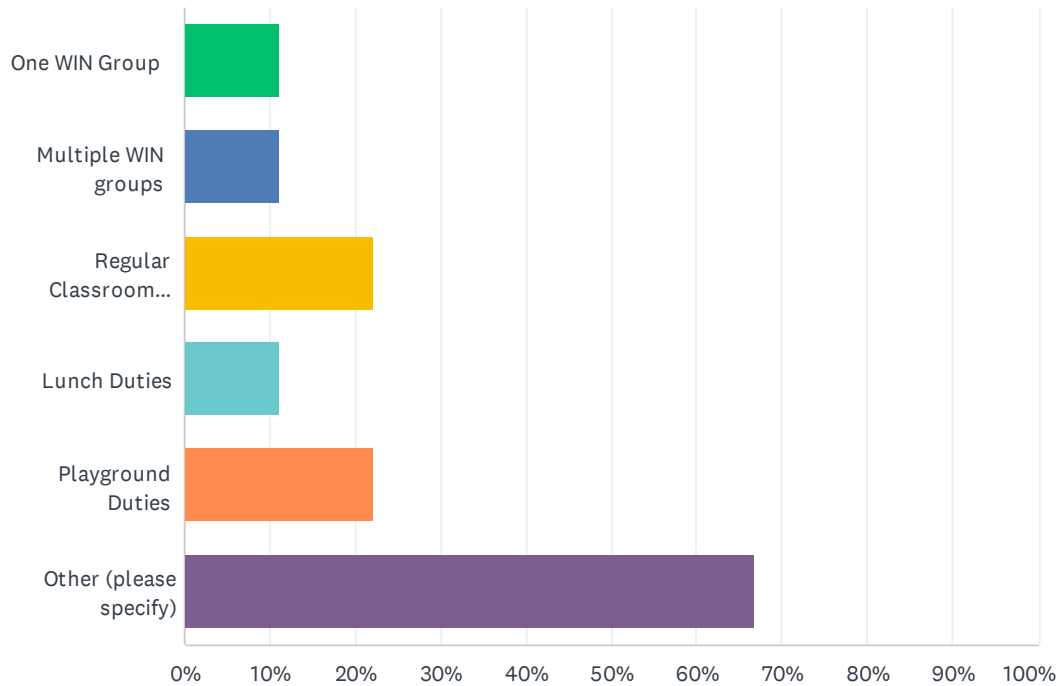
Answered: 15 Skipped: 203



ANSWER CHOICES	RESPONSES	
5 or under	6.67%	1
6-10	6.67%	1
11-15	0.00%	0
16-20	6.67%	1
21-25	13.33%	2
26-30	26.67%	4
30-35	20.00%	3
36-40	13.33%	2
over 40	6.67%	1
TOTAL		15

Q11 Elementary Specialists: Please indicate which activities you are assigned during the student day, exclusive of before and after school duties.

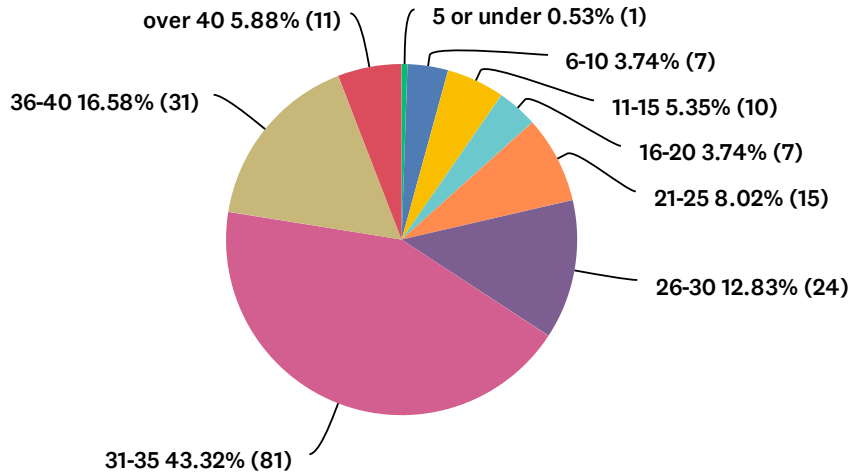
Answered: 9 Skipped: 209



ANSWER CHOICES	RESPONSES	
One WIN Group	11.11%	1
Multiple WIN groups	11.11%	1
Regular Classroom Coverage (Scheduled, not emergency.)	22.22%	2
Lunch Duties	11.11%	1
Playground Duties	22.22%	2
Other (please specify)	66.67%	6
Total Respondents: 9		

Q12 Secondary: the AEA Bargaining Team wants to know your largest class/section. (Skip if you are not secondary.)

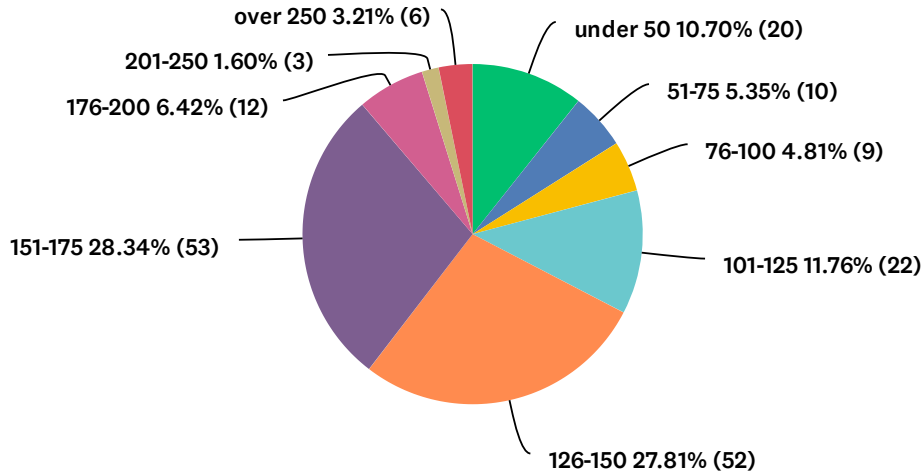
Answered: 187 Skipped: 31



ANSWER CHOICES	RESPONSES	
5 or under	0.53%	1
6-10	3.74%	7
11-15	5.35%	10
16-20	3.74%	7
21-25	8.02%	15
26-30	12.83%	24
31-35	43.32%	81
36-40	16.58%	31
over 40	5.88%	11
TOTAL		187

Q13 Secondary: Choose the number representing all the students you teach in all your sections. (Skip if you are not secondary.)

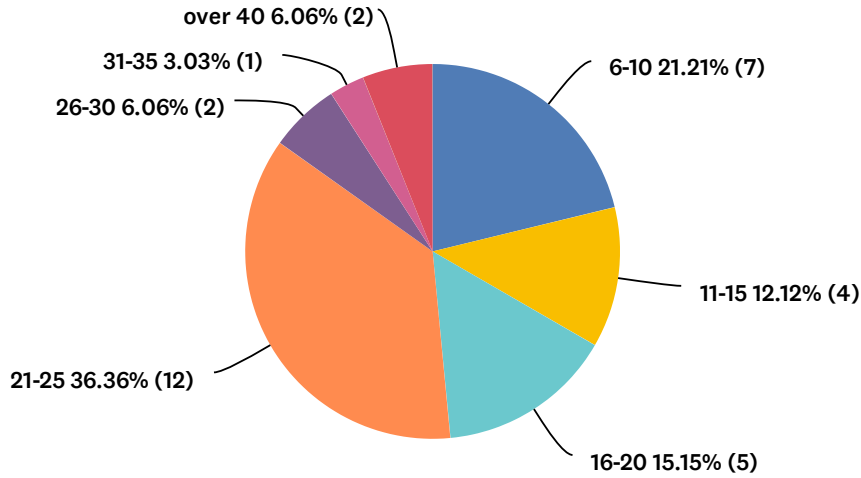
Answered: 187 Skipped: 31



ANSWER CHOICES	RESPONSES	
under 50	10.70%	20
51-75	5.35%	10
76-100	4.81%	9
101-125	11.76%	22
126-150	27.81%	52
151-175	28.34%	53
176-200	6.42%	12
201-250	1.60%	3
over 250	3.21%	6
TOTAL		187

Q14 Special Ed: Choose the number of students on your caseload. (Skip if you are not Sped Ed.)

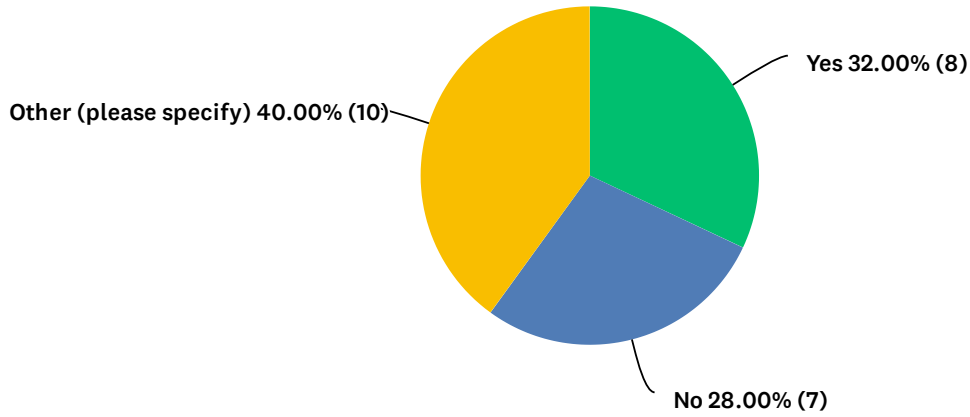
Answered: 33 Skipped: 185



ANSWER CHOICES	RESPONSES	
5 or under	0.00%	0
6-10	21.21%	7
11-15	12.12%	4
16-20	15.15%	5
21-25	36.36%	12
26-30	6.06%	2
31-35	3.03%	1
36-40	0.00%	0
over 40	6.06%	2
TOTAL		33

Q15 If you work in a self-contained IN environment, are you meeting the required staff-to-student ratio?

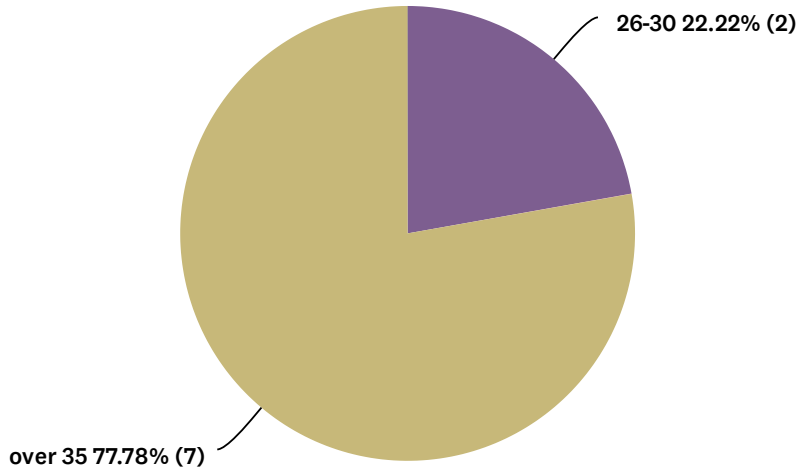
Answered: 25 Skipped: 193



ANSWER CHOICES	RESPONSES	
Yes	32.00%	8
No	28.00%	7
Other (please specify)	40.00%	10
TOTAL		25

Q16 Related Services: Choose the number of students on your caseload. (Skip if you are not Related Services.)

Answered: 9 Skipped: 209



ANSWER CHOICES	RESPONSES	
5 or under	0.00%	0
6-10	0.00%	0
11-15	0.00%	0
16-20	0.00%	0
21-25	0.00%	0
26-30	22.22%	2
31-35	0.00%	0
over 35	77.78%	7
TOTAL		9

Q17 Counselors, Nurses, Teacher Experts, Ignite Teachers, Behavior Interventionists, and all AEA members: Are there concerns you want to share with the team?

Answered: 48 Skipped: 170