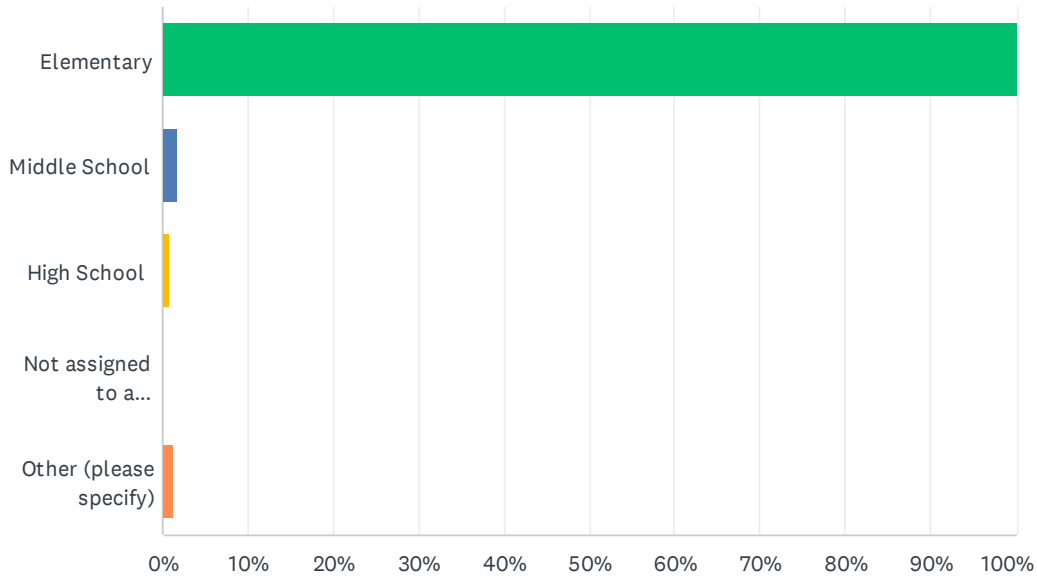


Q1 Please indicate which division you work.

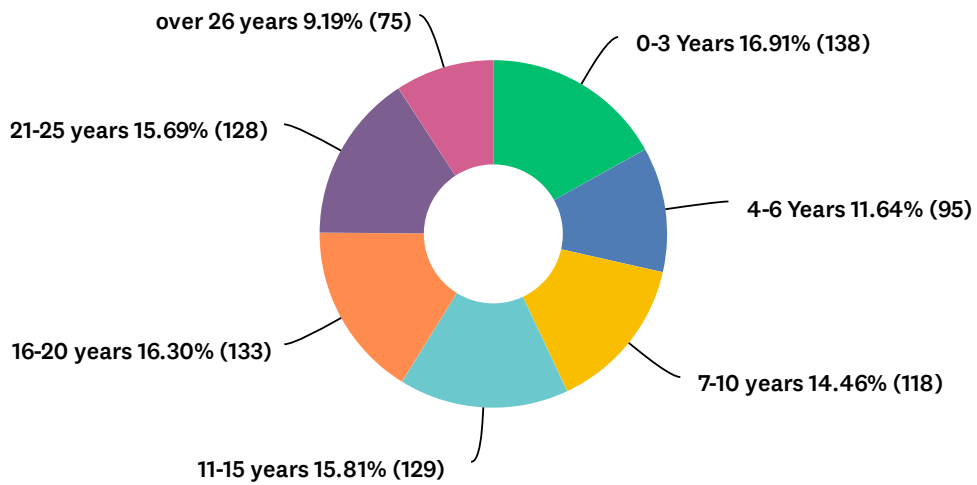
Answered: 816 Skipped: 0



ANSWER CHOICES	RESPONSES	
Elementary	100.00%	816
Middle School	1.72%	14
High School	0.86%	7
Not assigned to a school/division	0.00%	0
Other (please specify)	1.23%	10
Total Respondents: 816		

Q2 How long have you worked for ASD in any capacity?

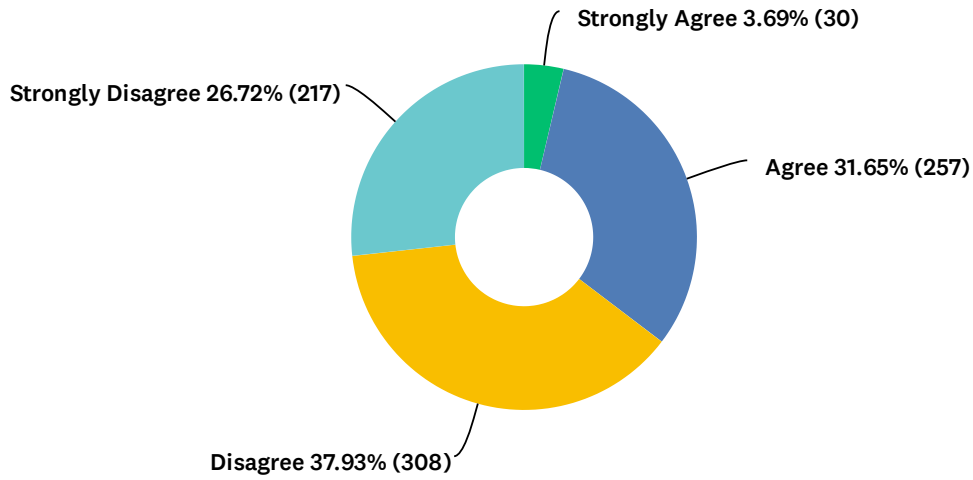
Answered: 816 Skipped: 0



ANSWER CHOICES	RESPONSES	
0-3 Years	16.91%	138
4-6 Years	11.64%	95
7-10 years	14.46%	118
11-15 years	15.81%	129
16-20 years	16.30%	133
21-25 years	15.69%	128
over 26 years	9.19%	75
TOTAL		816

Q3 PLC time/work has made me a better educator.

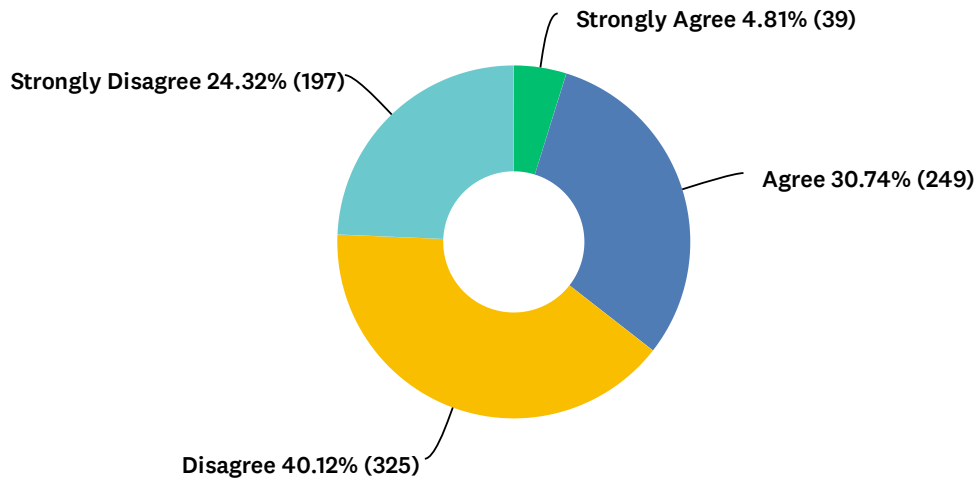
Answered: 812 Skipped: 4



ANSWER CHOICES	RESPONSES
Strongly Agree	3.69% 30
Agree	31.65% 257
Disagree	37.93% 308
Strongly Disagree	26.72% 217
TOTAL	812

Q4 PLC time/work has benefited my students' outcomes.

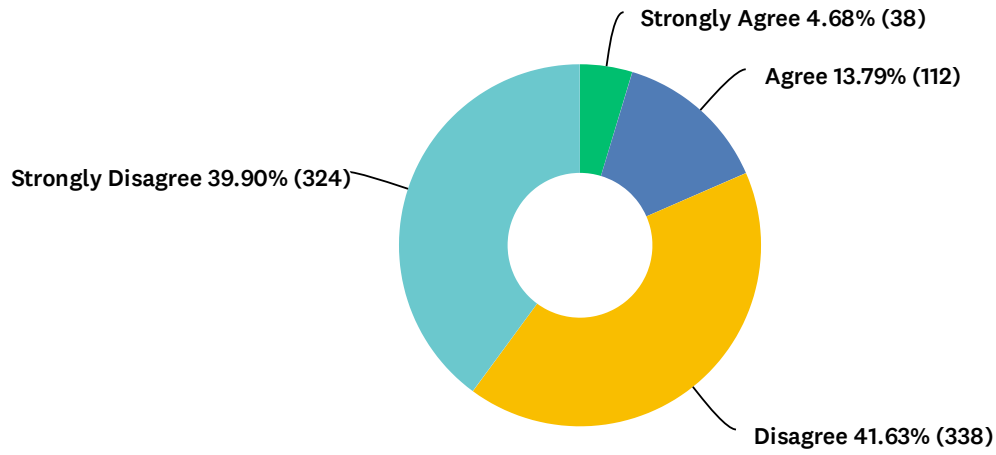
Answered: 810 Skipped: 6



ANSWER CHOICES	RESPONSES	
Strongly Agree	4.81%	39
Agree	30.74%	249
Disagree	40.12%	325
Strongly Disagree	24.32%	197
TOTAL		810

Q5 I had a choice regarding who was on my PLC team.

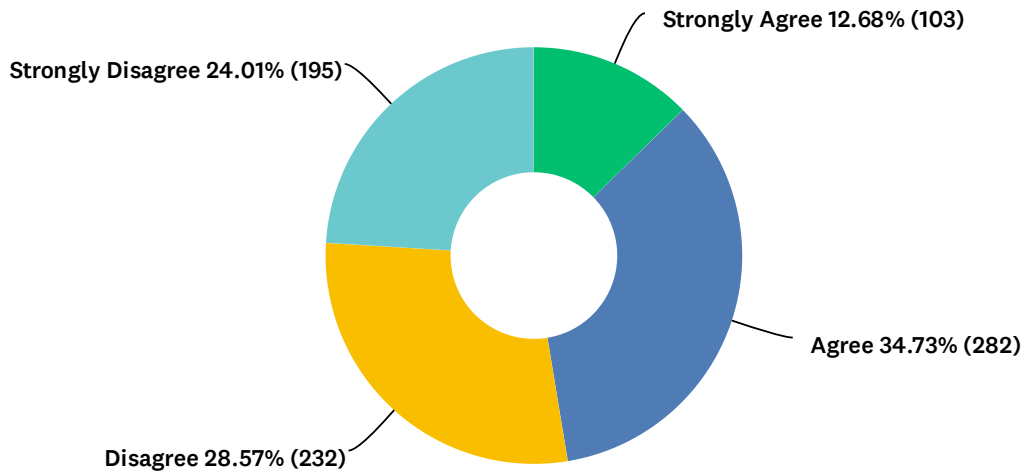
Answered: 812 Skipped: 4



ANSWER CHOICES	RESPONSES
Strongly Agree	4.68% 38
Agree	13.79% 112
Disagree	41.63% 338
Strongly Disagree	39.90% 324
TOTAL	812

Q6 My team decided what kind of PLC work we participated in.

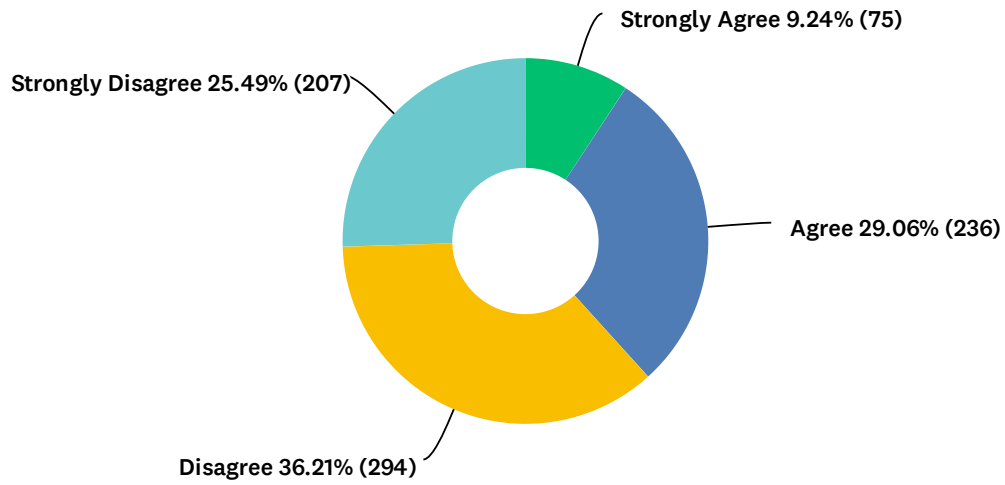
Answered: 812 Skipped: 4



ANSWER CHOICES	RESPONSES	
Strongly Agree	12.68%	103
Agree	34.73%	282
Disagree	28.57%	232
Strongly Disagree	24.01%	195
TOTAL		812

Q7 PLC time/work/topics are driven by AEA educators.

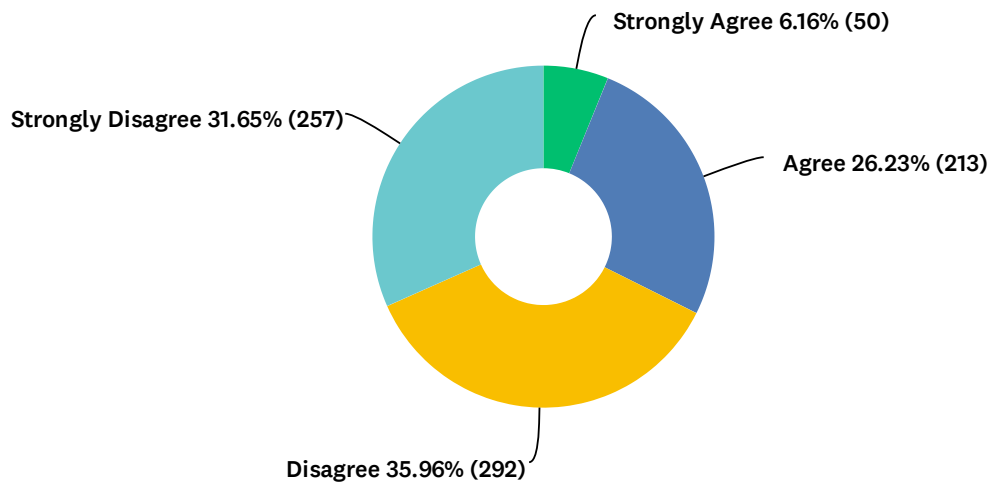
Answered: 812 Skipped: 4



ANSWER CHOICES	RESPONSES	
Strongly Agree	9.24%	75
Agree	29.06%	236
Disagree	36.21%	294
Strongly Disagree	25.49%	207
TOTAL		812

Q8 Overall, PLC time/work has been a productive time.

Answered: 812 Skipped: 4



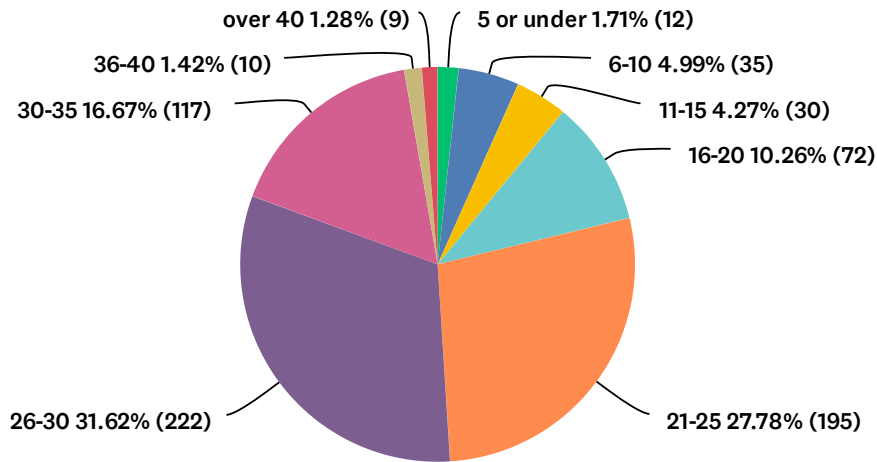
ANSWER CHOICES	RESPONSES	
Strongly Agree	6.16%	50
Agree	26.23%	213
Disagree	35.96%	292
Strongly Disagree	31.65%	257
TOTAL		812

Q9 Please provide feedback to the AEA Bargaining Team regarding PLC time/work.

Answered: 560 Skipped: 256

**Q10 Elementary: the AEA Bargaining Team wants to know your class size.
Elementary specialists, please select the largest class size you instruct.
(Skip if you are not elementary)**

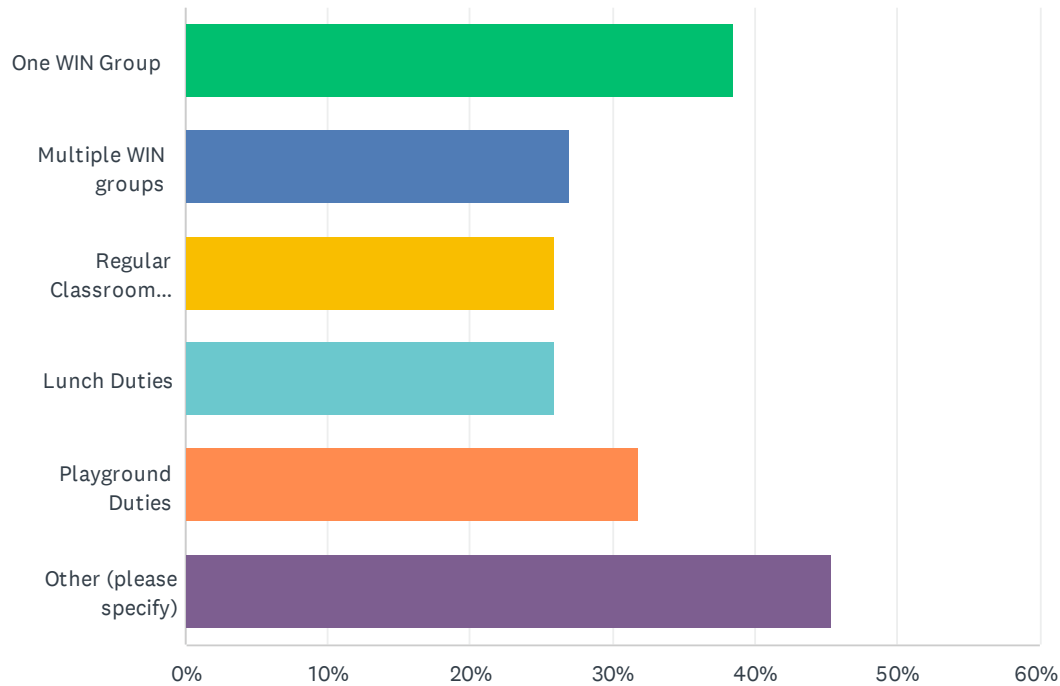
Answered: 702 Skipped: 114



ANSWER CHOICES	RESPONSES	
5 or under	1.71%	12
6-10	4.99%	35
11-15	4.27%	30
16-20	10.26%	72
21-25	27.78%	195
26-30	31.62%	222
30-35	16.67%	117
36-40	1.42%	10
over 40	1.28%	9
TOTAL		702

Q11 Elementary Specialists: Please indicate which activities you are assigned during the student day, exclusive of before and after school duties.

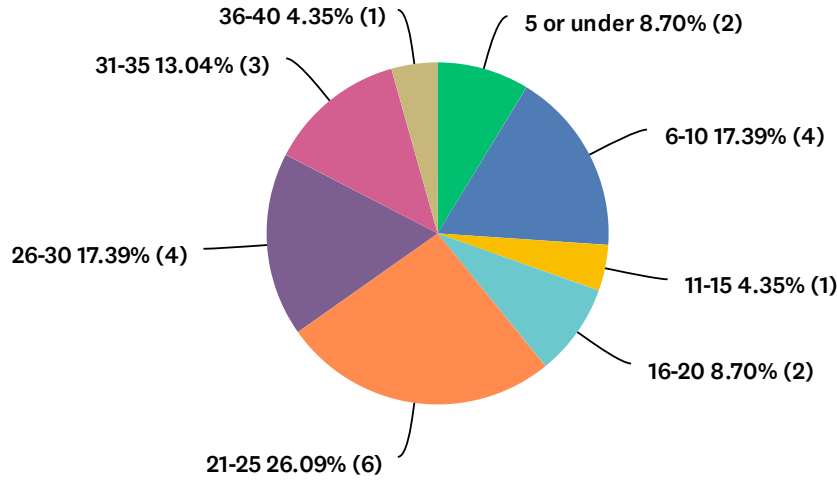
Answered: 304 Skipped: 512



ANSWER CHOICES	RESPONSES	
One WIN Group	38.49%	117
Multiple WIN groups	26.97%	82
Regular Classroom Coverage (Scheduled, not emergency.)	25.99%	79
Lunch Duties	25.99%	79
Playground Duties	31.91%	97
Other (please specify)	45.39%	138
Total Respondents: 304		

Q12 Secondary: the AEA Bargaining Team wants to know your largest class/section. (Skip if you are not secondary.)

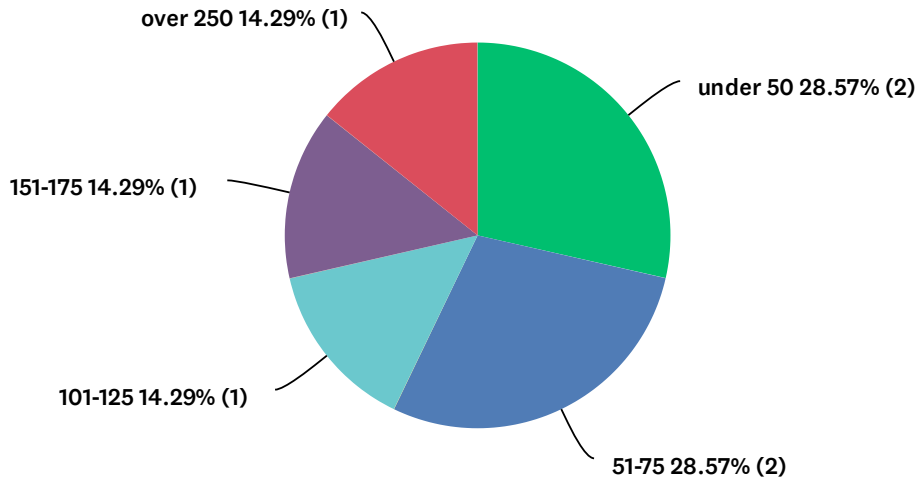
Answered: 23 Skipped: 793



ANSWER CHOICES	RESPONSES	
5 or under	8.70%	2
6-10	17.39%	4
11-15	4.35%	1
16-20	8.70%	2
21-25	26.09%	6
26-30	17.39%	4
31-35	13.04%	3
36-40	4.35%	1
over 40	0.00%	0
TOTAL		23

Q13 Secondary: Choose the number representing all the students you teach in all your sections. (Skip if you are not secondary.)

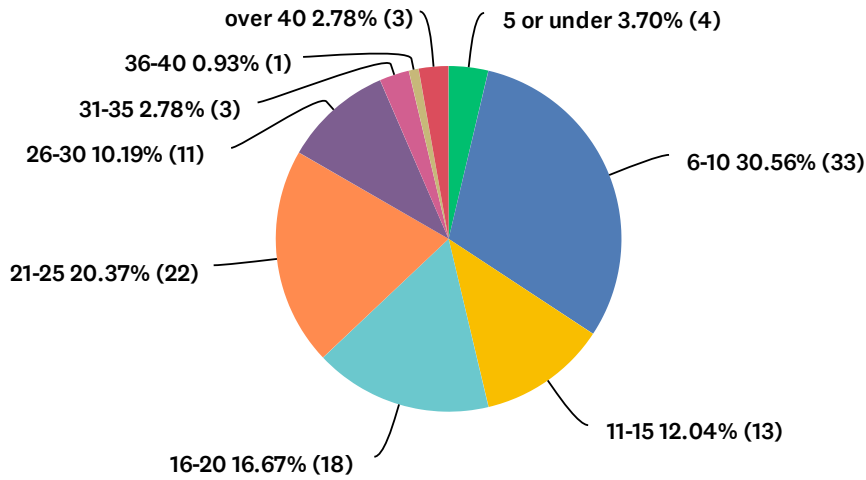
Answered: 7 Skipped: 809



ANSWER CHOICES	RESPONSES	
under 50	28.57%	2
51-75	28.57%	2
76-100	0.00%	0
101-125	14.29%	1
126-150	0.00%	0
151-175	14.29%	1
176-200	0.00%	0
201-250	0.00%	0
over 250	14.29%	1
TOTAL		7

Q14 Special Ed: Choose the number of students on your caseload. (Skip if you are not Sped Ed.)

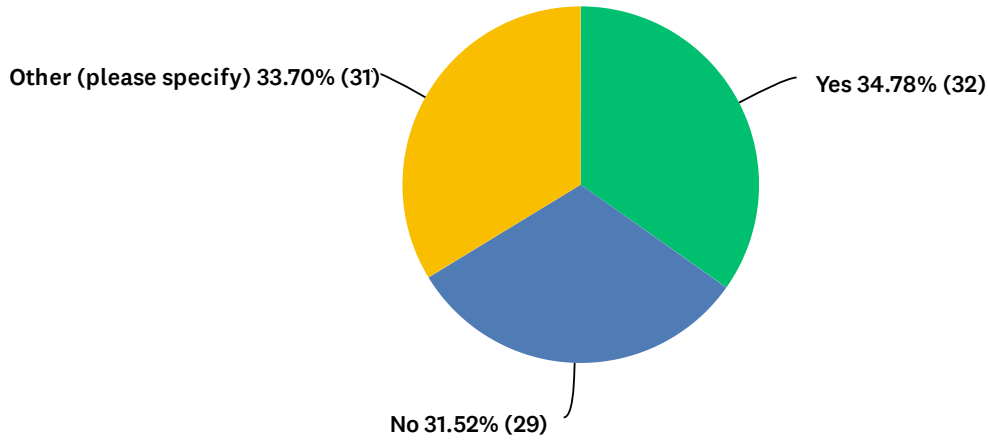
Answered: 108 Skipped: 708



ANSWER CHOICES	RESPONSES	
5 or under	3.70%	4
6-10	30.56%	33
11-15	12.04%	13
16-20	16.67%	18
21-25	20.37%	22
26-30	10.19%	11
31-35	2.78%	3
36-40	0.93%	1
over 40	2.78%	3
TOTAL		108

Q15 If you work in a self-contained IN environment, are you meeting the required staff-to-student ratio?

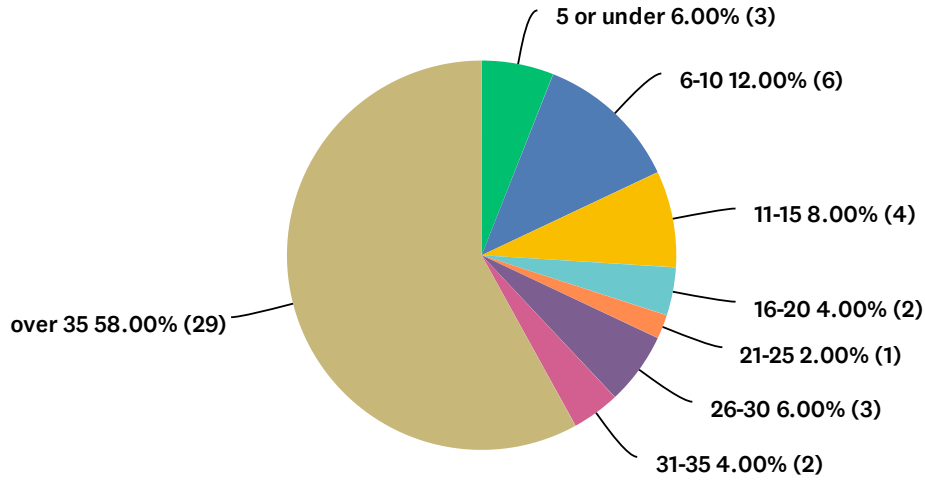
Answered: 92 Skipped: 724



ANSWER CHOICES	RESPONSES	
Yes	34.78%	32
No	31.52%	29
Other (please specify)	33.70%	31
TOTAL		92

Q16 Related Services: Choose the number of students on your caseload. (Skip if you are not Related Services.)

Answered: 50 Skipped: 766



ANSWER CHOICES	RESPONSES	
5 or under	6.00%	3
6-10	12.00%	6
11-15	8.00%	4
16-20	4.00%	2
21-25	2.00%	1
26-30	6.00%	3
31-35	4.00%	2
over 35	58.00%	29
TOTAL		50

Q17 Counselors, Nurses, Teacher Experts, Ignite Teachers, Behavior Interventionists, and all AEA members: Are there concerns you want to share with the team?

Answered: 218 Skipped: 598