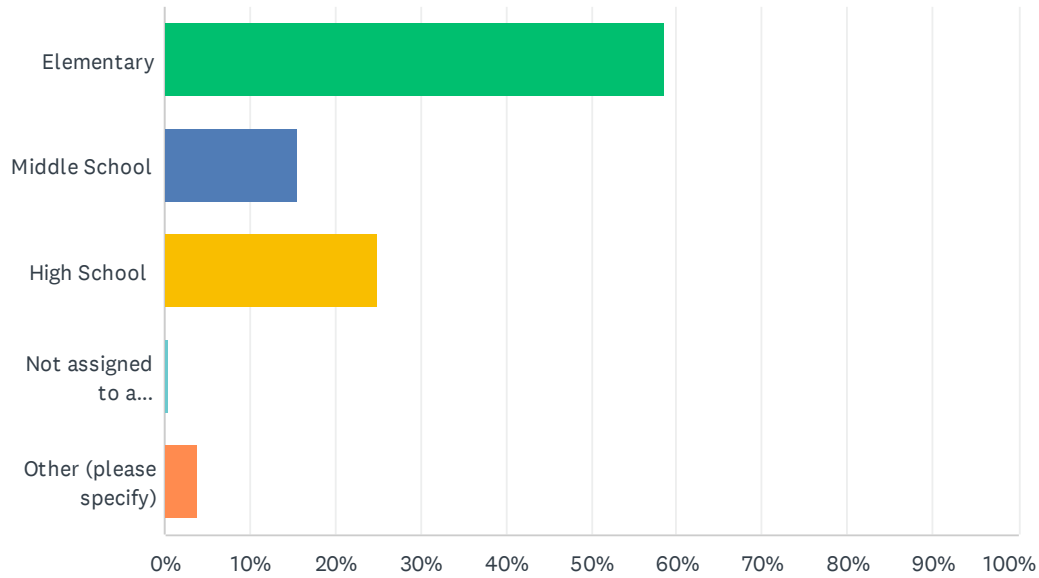


Q1 Please indicate which division you work.

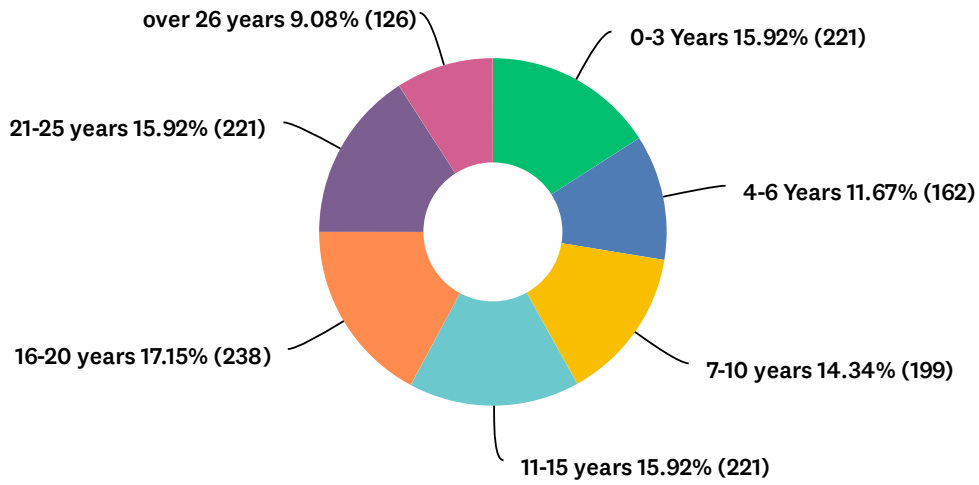
Answered: 1,387 Skipped: 3



ANSWER CHOICES	RESPONSES	
Elementary	58.62%	813
Middle School	15.65%	217
High School	24.87%	345
Not assigned to a school/division	0.43%	6
Other (please specify)	3.82%	53
Total Respondents: 1,387		

Q2 How long have you worked for ASD in any capacity?

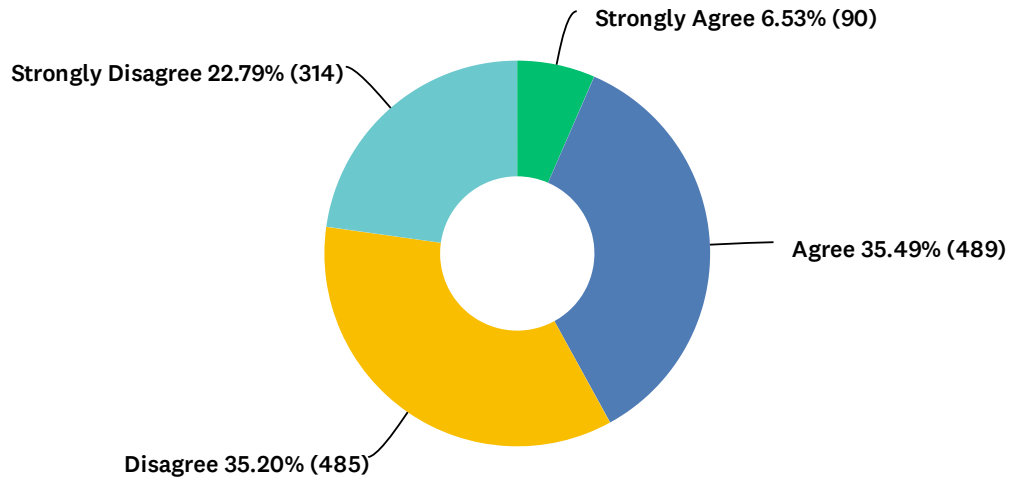
Answered: 1,388 Skipped: 2



ANSWER CHOICES	RESPONSES	
0-3 Years	15.92%	221
4-6 Years	11.67%	162
7-10 years	14.34%	199
11-15 years	15.92%	221
16-20 years	17.15%	238
21-25 years	15.92%	221
over 26 years	9.08%	126
TOTAL		1,388

Q3 PLC time/work has made me a better educator.

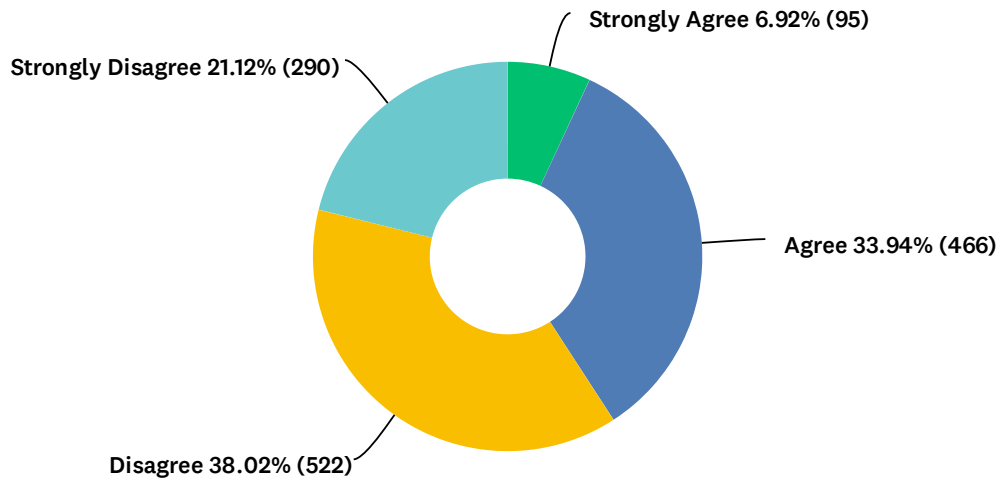
Answered: 1,378 Skipped: 12



ANSWER CHOICES	RESPONSES
Strongly Agree	6.53% 90
Agree	35.49% 489
Disagree	35.20% 485
Strongly Disagree	22.79% 314
TOTAL	1,378

Q4 PLC time/work has benefited my students' outcomes.

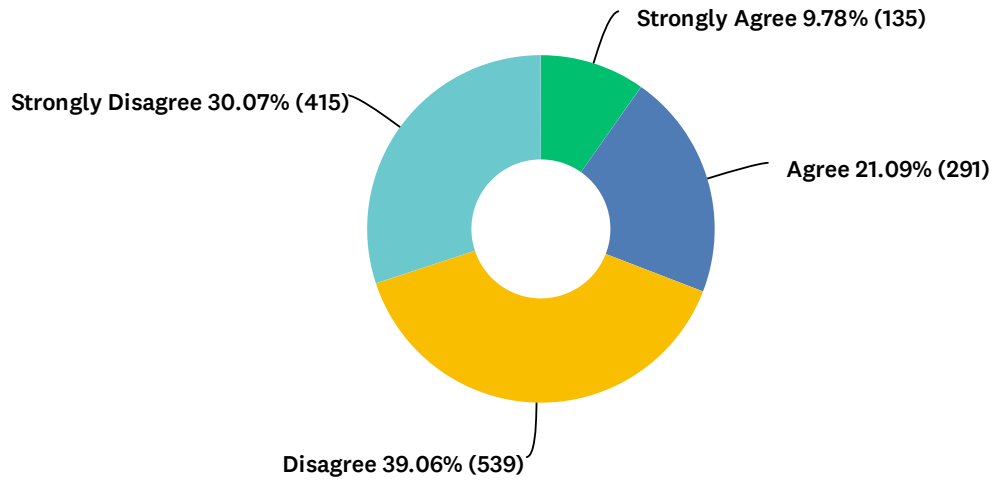
Answered: 1,373 Skipped: 17



ANSWER CHOICES	RESPONSES
Strongly Agree	6.92% 95
Agree	33.94% 466
Disagree	38.02% 522
Strongly Disagree	21.12% 290
TOTAL	1,373

Q5 I had a choice regarding who was on my PLC team.

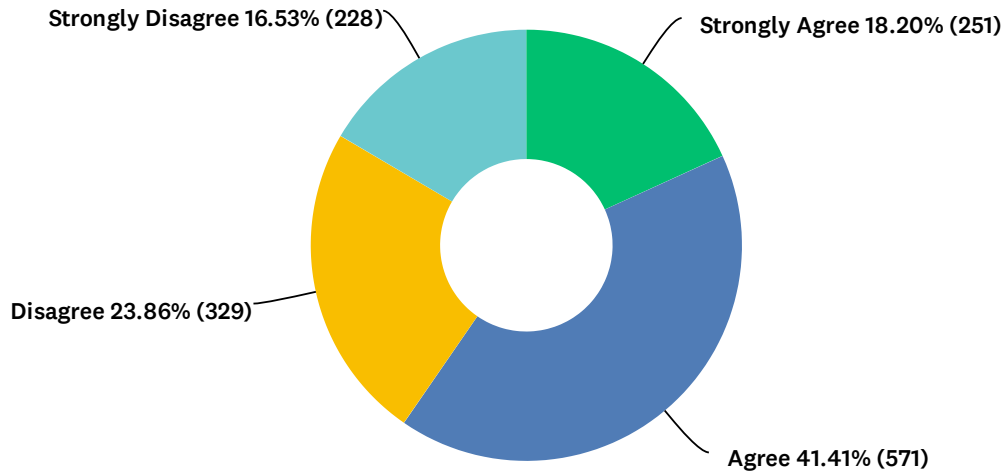
Answered: 1,380 Skipped: 10



ANSWER CHOICES	RESPONSES	
Strongly Agree	9.78%	135
Agree	21.09%	291
Disagree	39.06%	539
Strongly Disagree	30.07%	415
TOTAL		1,380

Q6 My team decided what kind of PLC work we participated in.

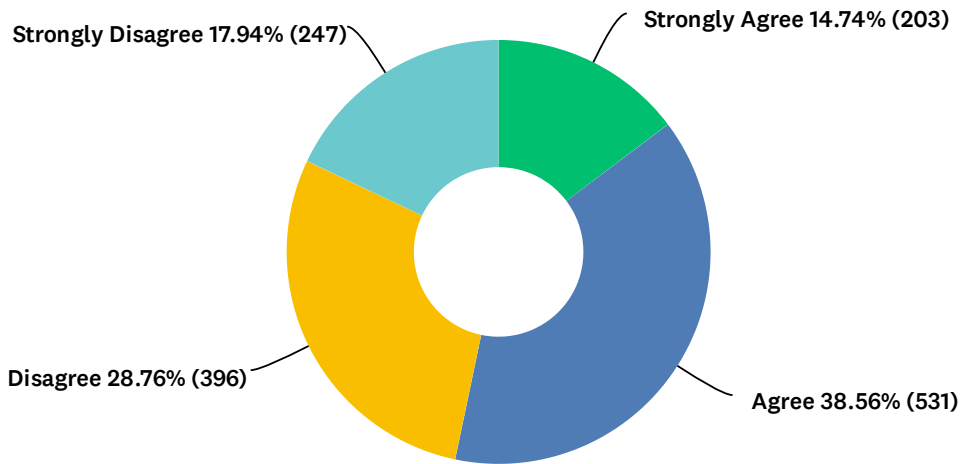
Answered: 1,379 Skipped: 11



ANSWER CHOICES	RESPONSES
Strongly Agree	18.20% 251
Agree	41.41% 571
Disagree	23.86% 329
Strongly Disagree	16.53% 228
TOTAL	1,379

Q7 PLC time/work/topics are driven by AEA educators.

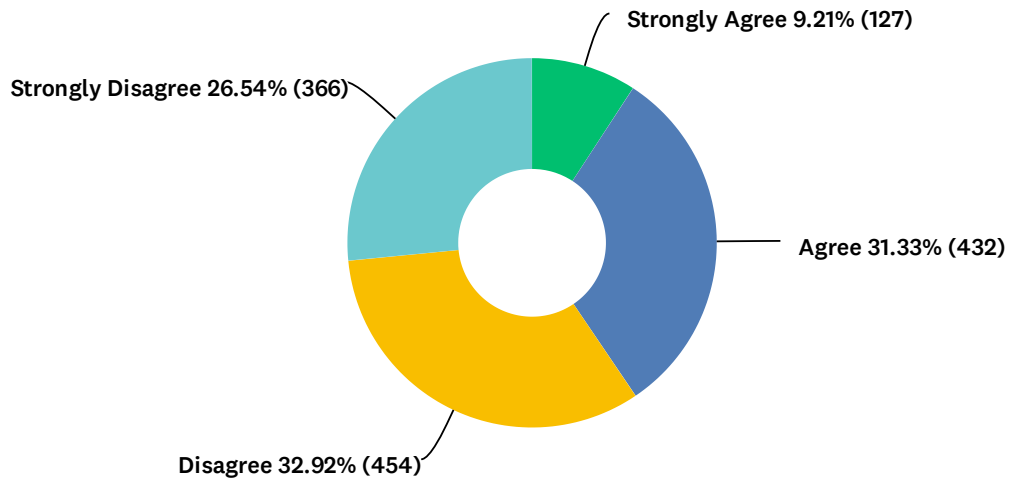
Answered: 1,377 Skipped: 13



ANSWER CHOICES	RESPONSES
Strongly Agree	14.74% 203
Agree	38.56% 531
Disagree	28.76% 396
Strongly Disagree	17.94% 247
TOTAL	1,377

Q8 Overall, PLC time/work has been a productive time.

Answered: 1,379 Skipped: 11



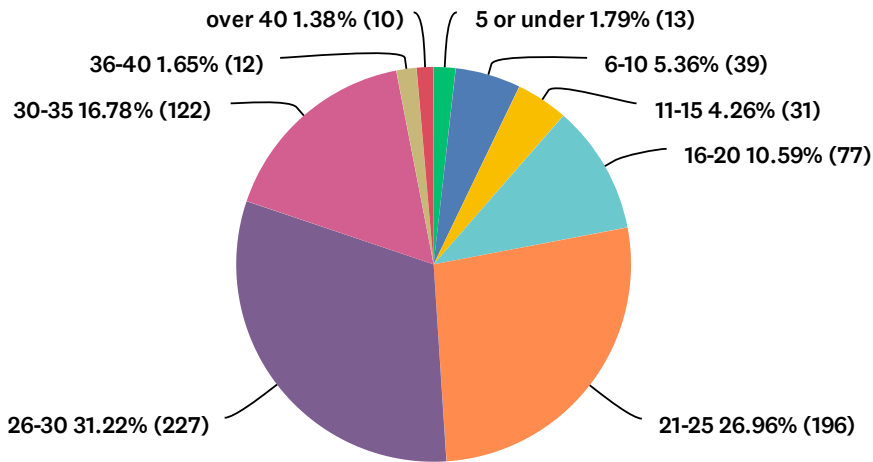
ANSWER CHOICES	RESPONSES	
Strongly Agree	9.21%	127
Agree	31.33%	432
Disagree	32.92%	454
Strongly Disagree	26.54%	366
TOTAL		1,379

Q9 Please provide feedback to the AEA Bargaining Team regarding PLC time/work.

Answered: 948 Skipped: 442

**Q10 Elementary: the AEA Bargaining Team wants to know your class size.
Elementary specialists, please select the largest class size you instruct.
(Skip if you are not elementary)**

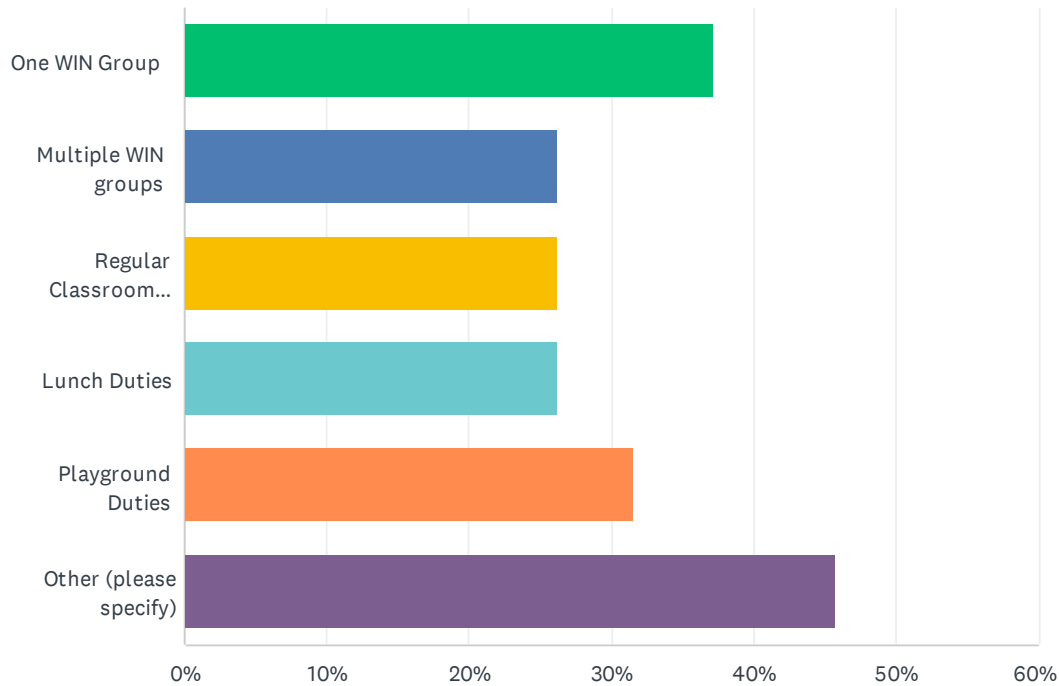
Answered: 727 Skipped: 663



ANSWER CHOICES	RESPONSES	
5 or under	1.79%	13
6-10	5.36%	39
11-15	4.26%	31
16-20	10.59%	77
21-25	26.96%	196
26-30	31.22%	227
30-35	16.78%	122
36-40	1.65%	12
over 40	1.38%	10
TOTAL		727

Q11 Elementary Specialists: Please indicate which activities you are assigned during the student day, exclusive of before and after school duties.

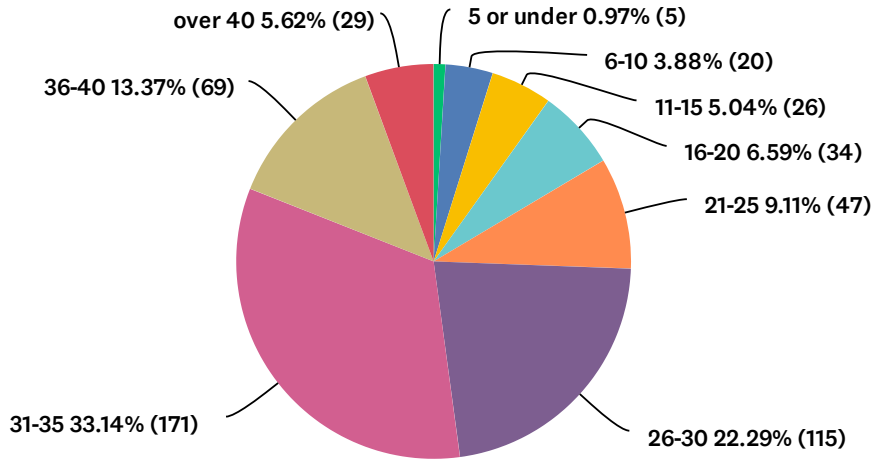
Answered: 317 Skipped: 1,073



ANSWER CHOICES	RESPONSES	
One WIN Group	37.22%	118
Multiple WIN groups	26.18%	83
Regular Classroom Coverage (Scheduled, not emergency.)	26.18%	83
Lunch Duties	26.18%	83
Playground Duties	31.55%	100
Other (please specify)	45.74%	145
Total Respondents: 317		

Q12 Secondary: the AEA Bargaining Team wants to know your largest class/section. (Skip if you are not secondary.)

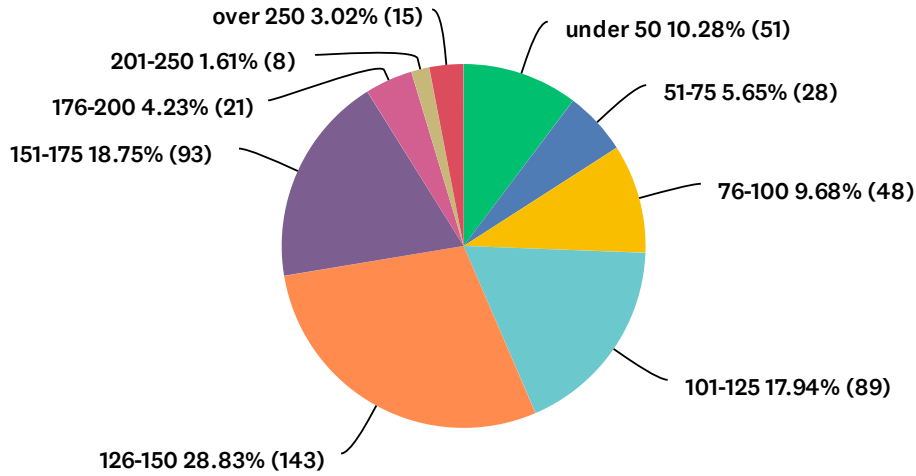
Answered: 516 Skipped: 874



ANSWER CHOICES	RESPONSES	
5 or under	0.97%	5
6-10	3.88%	20
11-15	5.04%	26
16-20	6.59%	34
21-25	9.11%	47
26-30	22.29%	115
31-35	33.14%	171
36-40	13.37%	69
over 40	5.62%	29
TOTAL		516

Q13 Secondary: Choose the number representing all the students you teach in all your sections. (Skip if you are not secondary.)

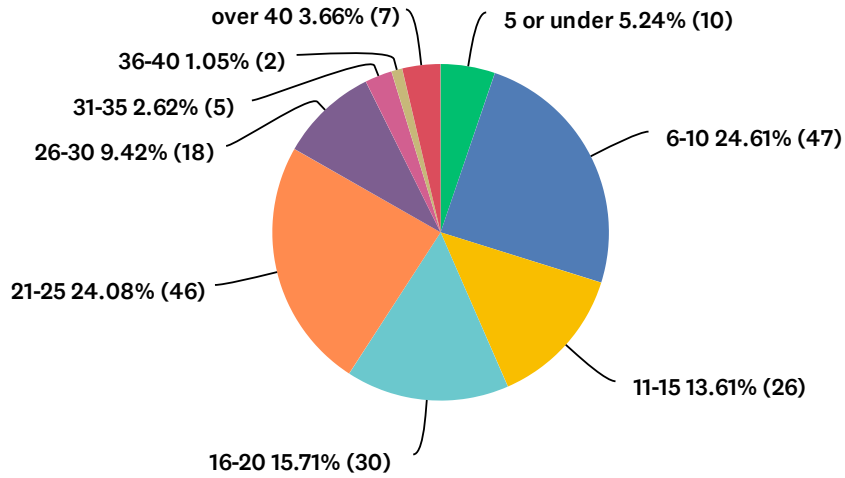
Answered: 496 Skipped: 894



ANSWER CHOICES	RESPONSES	
under 50	10.28%	51
51-75	5.65%	28
76-100	9.68%	48
101-125	17.94%	89
126-150	28.83%	143
151-175	18.75%	93
176-200	4.23%	21
201-250	1.61%	8
over 250	3.02%	15
TOTAL		496

Q14 Special Ed: Choose the number of students on your caseload. (Skip if you are not Sped Ed.)

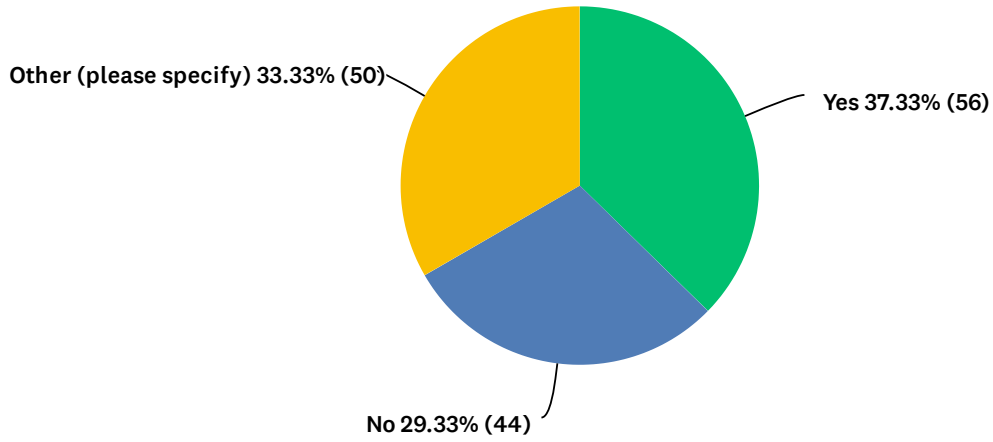
Answered: 191 Skipped: 1,199



ANSWER CHOICES	RESPONSES	
5 or under	5.24%	10
6-10	24.61%	47
11-15	13.61%	26
16-20	15.71%	30
21-25	24.08%	46
26-30	9.42%	18
31-35	2.62%	5
36-40	1.05%	2
over 40	3.66%	7
TOTAL		191

Q15 If you work in a self-contained IN environment, are you meeting the required staff-to-student ratio?

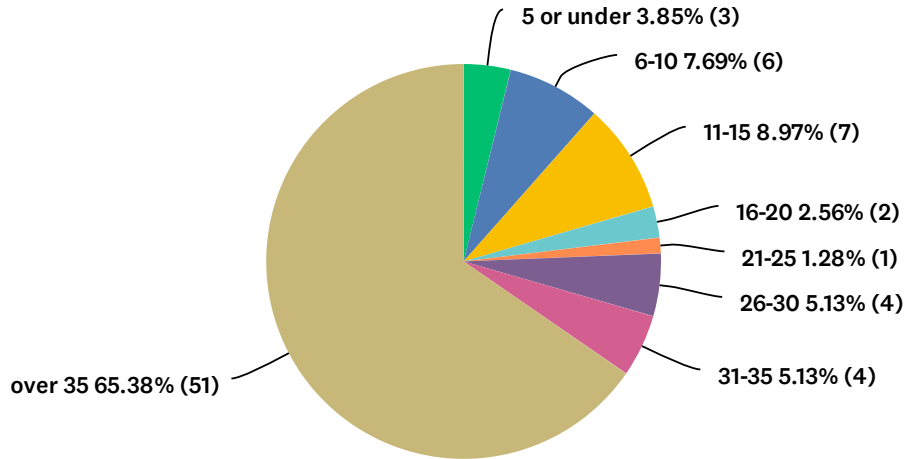
Answered: 150 Skipped: 1,240



ANSWER CHOICES	RESPONSES	
Yes	37.33%	56
No	29.33%	44
Other (please specify)	33.33%	50
TOTAL		150

Q16 Related Services: Choose the number of students on your caseload. (Skip if you are not Related Services.)

Answered: 78 Skipped: 1,312



ANSWER CHOICES	RESPONSES	
5 or under	3.85%	3
6-10	7.69%	6
11-15	8.97%	7
16-20	2.56%	2
21-25	1.28%	1
26-30	5.13%	4
31-35	5.13%	4
over 35	65.38%	51
TOTAL		78

Q17 Counselors, Nurses, Teacher Experts, Ignite Teachers, Behavior Interventionists, and all AEA members: Are there concerns you want to share with the team?

Answered: 357 Skipped: 1,033